
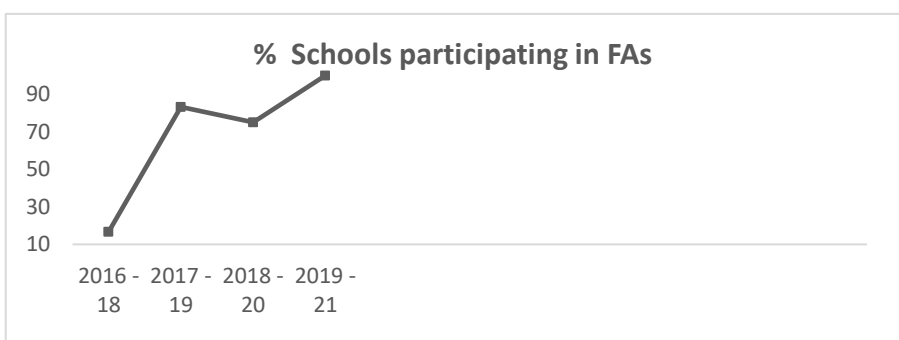
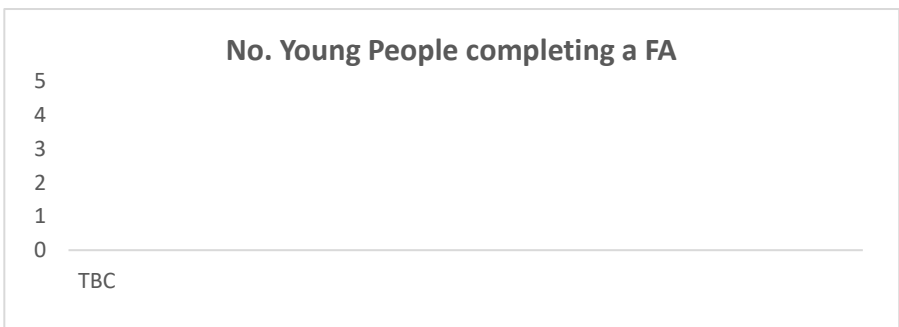
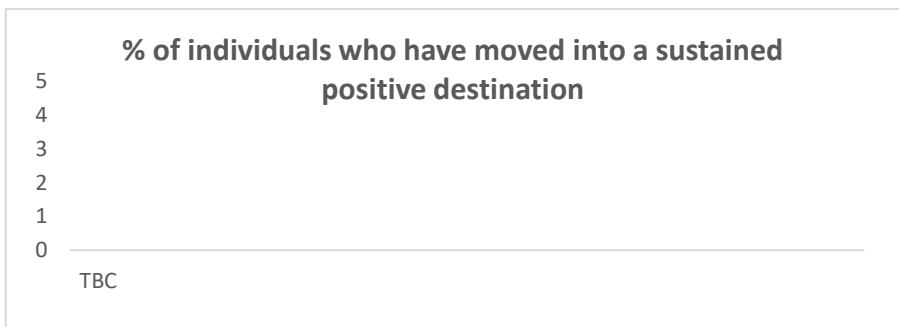


6.3 Foundation Apprenticeships

Project Aim		Start Date	Testing End Date	Progress Scale																				
Increase the number of young people taking up foundation apprenticeships to 142 by 2021		Jul 2019	Jan 2021	6 – Testing Underway																				
Project Manager: Nicola Graham (SDS) Project Charter Approved July 2019																								
Changes Being Tested (Specify location/ test group)		Are our changes resulting in improvement?																						
3 Test Groups established: Bridge of Don: Developing evaluation processes to capture feedback and distance travelled (learners and influencers); Early Learning and Childcare Academy: Test out the effectiveness of different awareness raising including engagements with pupils, guidance teachers; Hazlehead: Testing in discussion		Data is still being gathered; progress suspended at this time due to the SDS inspection currently underway																						
Improvement Data																								
<div><p>No. Foundation Apprenticeships</p><table><thead><tr><th>Period</th><th>No. Foundation Apprenticeships</th></tr></thead><tbody><tr><td>2016-18</td><td>21</td></tr><tr><td>2017-19</td><td>31</td></tr><tr><td>2018-20</td><td>24</td></tr><tr><td>2019 - 21</td><td>98</td></tr></tbody></table></div>		Period	No. Foundation Apprenticeships	2016-18	21	2017-19	31	2018-20	24	2019 - 21	98	<div><p>% Schools participating in FAs</p><table><thead><tr><th>Period</th><th>% Schools participating in FAs</th></tr></thead><tbody><tr><td>2016 - 18</td><td>10</td></tr><tr><td>2017 - 19</td><td>80</td></tr><tr><td>2018 - 20</td><td>75</td></tr><tr><td>2019 - 21</td><td>95</td></tr></tbody></table></div>			Period	% Schools participating in FAs	2016 - 18	10	2017 - 19	80	2018 - 20	75	2019 - 21	95
Period	No. Foundation Apprenticeships																							
2016-18	21																							
2017-19	31																							
2018-20	24																							
2019 - 21	98																							
Period	% Schools participating in FAs																							
2016 - 18	10																							
2017 - 19	80																							
2018 - 20	75																							
2019 - 21	95																							
<div><p>No. Young People completing a FA</p><p>TBC</p></div>		<div><p>% of individuals who have moved into a sustained positive destination</p><p>TBC</p></div>																						