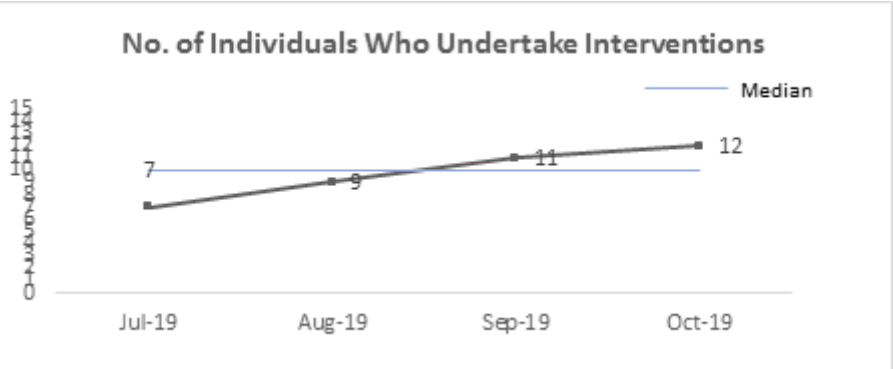
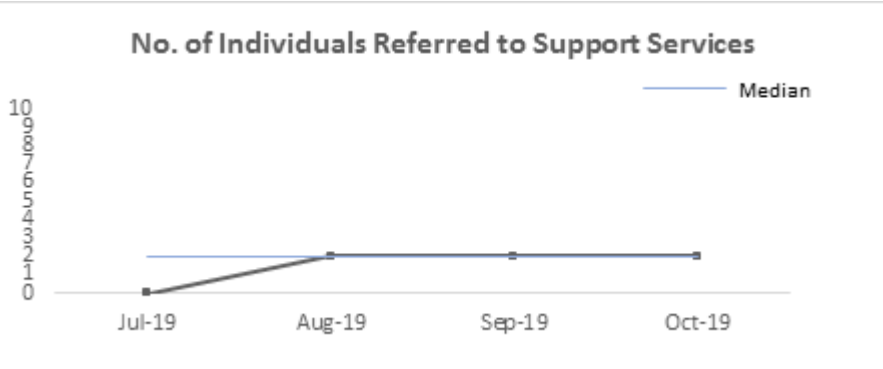
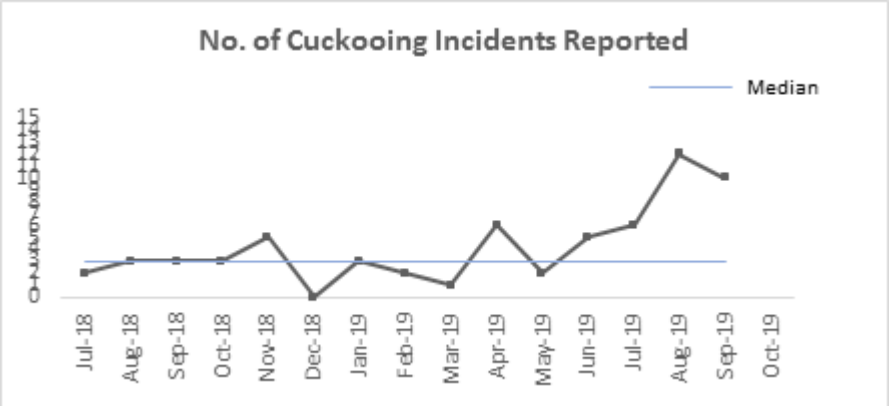
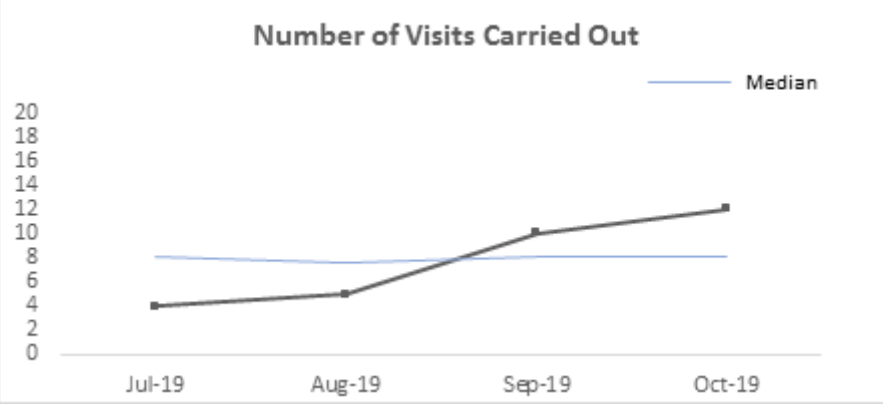


10.3 Cuckooing

Project Aim	Start Date	Testing End Date	Progress Scale																																																																
Increase the number of individuals who are involved in cuckooing incidents who undertake effective interventions or who are referred to relevant support services in priority localities by 2021.	July 2019	May 2020	7– Initial Indications of Improvement																																																																
Project Manager: George Nixon, Police Scotland Project Charter approved 1 July 19																																																																			
Changes Being Tested (Specify location/ test group)	Are our changes resulting in improvement?																																																																		
<p>The following changes are being tested City Wide:</p> <ul style="list-style-type: none"> • Mechanisms for raising awareness with public/local communities (eg leaflet drops, SHMU radio/newsletters) • ‘Lead professional’ approach for individuals involved • Regular ‘operational’ cuckooing meetings involving partners (Cuckooing Initiative Operational Group) to review incidents 	<p>As partner relationships have become established and knowledge has been increased, the number of incidents reported has increased. Similarly, the number of visits completed has also increased during this time. A similar steady increase has been seen in relation to the numbers undertaking interventions. The number referred to support services does not reflect this, however victims are often already involved with services and do not require a new referral. Across the city, 48% of those identified as being cuckooing victims are currently undertaking an intervention.</p>																																																																		
Improvement Data																																																																			
 <p>No. of Individuals Who Undertake Interventions</p> <table border="1"> <thead> <tr> <th>Month</th> <th>Number of Individuals</th> <th>Median</th> </tr> </thead> <tbody> <tr> <td>Jul-19</td> <td>7</td> <td>7</td> </tr> <tr> <td>Aug-19</td> <td>9</td> <td>7</td> </tr> <tr> <td>Sep-19</td> <td>11</td> <td>7</td> </tr> <tr> <td>Oct-19</td> <td>12</td> <td>7</td> </tr> </tbody> </table>	Month	Number of Individuals	Median	Jul-19	7	7	Aug-19	9	7	Sep-19	11	7	Oct-19	12	7	 <p>No. of Individuals Referred to Support Services</p> <table border="1"> <thead> <tr> <th>Month</th> <th>Number of Individuals</th> <th>Median</th> </tr> </thead> <tbody> <tr> <td>Jul-19</td> <td>1</td> <td>2</td> </tr> <tr> <td>Aug-19</td> <td>2</td> <td>2</td> </tr> <tr> <td>Sep-19</td> <td>2</td> <td>2</td> </tr> <tr> <td>Oct-19</td> <td>2</td> <td>2</td> </tr> </tbody> </table>	Month	Number of Individuals	Median	Jul-19	1	2	Aug-19	2	2	Sep-19	2	2	Oct-19	2	2																																				
Month	Number of Individuals	Median																																																																	
Jul-19	7	7																																																																	
Aug-19	9	7																																																																	
Sep-19	11	7																																																																	
Oct-19	12	7																																																																	
Month	Number of Individuals	Median																																																																	
Jul-19	1	2																																																																	
Aug-19	2	2																																																																	
Sep-19	2	2																																																																	
Oct-19	2	2																																																																	
 <p>No. of Cuckooing Incidents Reported</p> <table border="1"> <thead> <tr> <th>Month</th> <th>Number of Incidents</th> <th>Median</th> </tr> </thead> <tbody> <tr> <td>Jul-18</td> <td>6</td> <td>7</td> </tr> <tr> <td>Aug-18</td> <td>7</td> <td>7</td> </tr> <tr> <td>Sep-18</td> <td>7</td> <td>7</td> </tr> <tr> <td>Oct-18</td> <td>7</td> <td>7</td> </tr> <tr> <td>Nov-18</td> <td>8</td> <td>7</td> </tr> <tr> <td>Dec-18</td> <td>5</td> <td>7</td> </tr> <tr> <td>Jan-19</td> <td>7</td> <td>7</td> </tr> <tr> <td>Feb-19</td> <td>6</td> <td>7</td> </tr> <tr> <td>Mar-19</td> <td>5</td> <td>7</td> </tr> <tr> <td>Apr-19</td> <td>9</td> <td>7</td> </tr> <tr> <td>May-19</td> <td>6</td> <td>7</td> </tr> <tr> <td>Jun-19</td> <td>8</td> <td>7</td> </tr> <tr> <td>Jul-19</td> <td>9</td> <td>7</td> </tr> <tr> <td>Aug-19</td> <td>14</td> <td>7</td> </tr> <tr> <td>Sep-19</td> <td>12</td> <td>7</td> </tr> <tr> <td>Oct-19</td> <td>11</td> <td>7</td> </tr> </tbody> </table>	Month	Number of Incidents	Median	Jul-18	6	7	Aug-18	7	7	Sep-18	7	7	Oct-18	7	7	Nov-18	8	7	Dec-18	5	7	Jan-19	7	7	Feb-19	6	7	Mar-19	5	7	Apr-19	9	7	May-19	6	7	Jun-19	8	7	Jul-19	9	7	Aug-19	14	7	Sep-19	12	7	Oct-19	11	7	 <p>Number of Visits Carried Out</p> <table border="1"> <thead> <tr> <th>Month</th> <th>Number of Visits</th> <th>Median</th> </tr> </thead> <tbody> <tr> <td>Jul-19</td> <td>4</td> <td>8</td> </tr> <tr> <td>Aug-19</td> <td>5</td> <td>8</td> </tr> <tr> <td>Sep-19</td> <td>10</td> <td>8</td> </tr> <tr> <td>Oct-19</td> <td>12</td> <td>8</td> </tr> </tbody> </table>	Month	Number of Visits	Median	Jul-19	4	8	Aug-19	5	8	Sep-19	10	8	Oct-19	12	8
Month	Number of Incidents	Median																																																																	
Jul-18	6	7																																																																	
Aug-18	7	7																																																																	
Sep-18	7	7																																																																	
Oct-18	7	7																																																																	
Nov-18	8	7																																																																	
Dec-18	5	7																																																																	
Jan-19	7	7																																																																	
Feb-19	6	7																																																																	
Mar-19	5	7																																																																	
Apr-19	9	7																																																																	
May-19	6	7																																																																	
Jun-19	8	7																																																																	
Jul-19	9	7																																																																	
Aug-19	14	7																																																																	
Sep-19	12	7																																																																	
Oct-19	11	7																																																																	
Month	Number of Visits	Median																																																																	
Jul-19	4	8																																																																	
Aug-19	5	8																																																																	
Sep-19	10	8																																																																	
Oct-19	12	8																																																																	