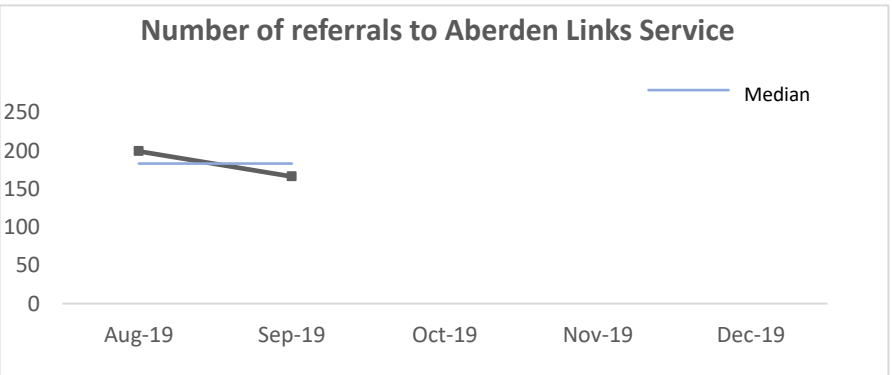
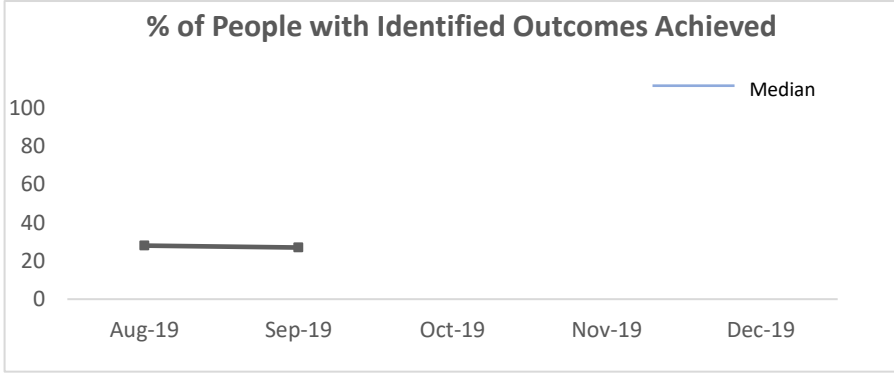
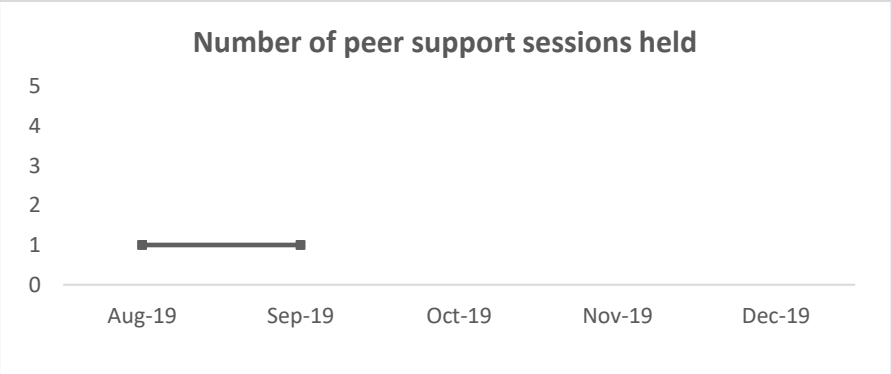
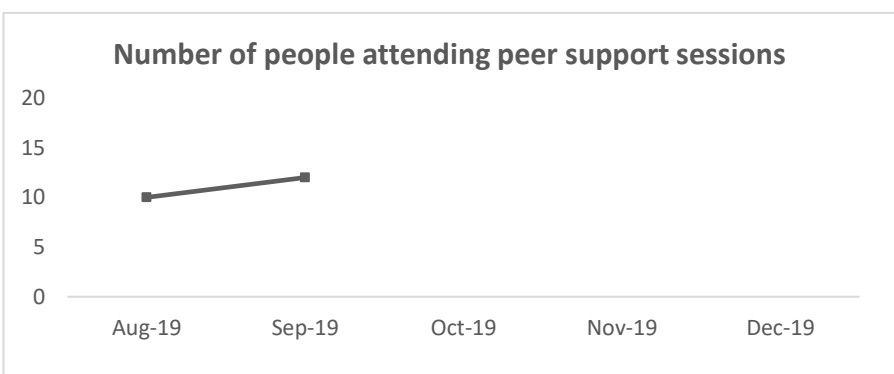


11.2 Aberdeen Link Services

Project Aim	Start Date	Testing End Date	Progress Scale																						
Extend the link working approach across primary care to support 3,000 people attain their own identified outcomes by 2021. Project Manager: Chris Smillie, HSCP Project Charter Approved Sep 2019	Sep 2019	Jan 2020	6 – Testing Underway																						
Changes Being Tested (Specify location/ test group)	Are our changes resulting in improvement?																								
<ul style="list-style-type: none"> Test Peer Support sessions with Link Practitioner Team on a monthly basis using PDSA over a 3-month period 	Peer support sessions have been delivered on a monthly basis by the Link Practitioner teams. LP locality teams have been involved in the planning, design with the focus of the peer support session based on the needs identified through their working practice. Link Practitioner are reporting that they can use the peer support to share ideas and challenges in a supportive environment.																								
Improvement Data																									
 <table border="1"> <caption>Number of referrals to Aberdeen Links Service</caption> <thead> <tr> <th>Month</th> <th>Median</th> </tr> </thead> <tbody> <tr> <td>Aug-19</td> <td>180</td> </tr> <tr> <td>Sep-19</td> <td>160</td> </tr> <tr> <td>Oct-19</td> <td>-</td> </tr> <tr> <td>Nov-19</td> <td>-</td> </tr> <tr> <td>Dec-19</td> <td>-</td> </tr> </tbody> </table>	Month	Median	Aug-19	180	Sep-19	160	Oct-19	-	Nov-19	-	Dec-19	-	 <table border="1"> <caption>% of People with Identified Outcomes Achieved</caption> <thead> <tr> <th>Month</th> <th>Median</th> </tr> </thead> <tbody> <tr> <td>Aug-19</td> <td>28</td> </tr> <tr> <td>Sep-19</td> <td>28</td> </tr> <tr> <td>Oct-19</td> <td>-</td> </tr> <tr> <td>Nov-19</td> <td>-</td> </tr> <tr> <td>Dec-19</td> <td>-</td> </tr> </tbody> </table>	Month	Median	Aug-19	28	Sep-19	28	Oct-19	-	Nov-19	-	Dec-19	-
Month	Median																								
Aug-19	180																								
Sep-19	160																								
Oct-19	-																								
Nov-19	-																								
Dec-19	-																								
Month	Median																								
Aug-19	28																								
Sep-19	28																								
Oct-19	-																								
Nov-19	-																								
Dec-19	-																								
 <table border="1"> <caption>Number of peer support sessions held</caption> <thead> <tr> <th>Month</th> <th>Value</th> </tr> </thead> <tbody> <tr> <td>Aug-19</td> <td>1</td> </tr> <tr> <td>Sep-19</td> <td>1</td> </tr> <tr> <td>Oct-19</td> <td>-</td> </tr> <tr> <td>Nov-19</td> <td>-</td> </tr> <tr> <td>Dec-19</td> <td>-</td> </tr> </tbody> </table>	Month	Value	Aug-19	1	Sep-19	1	Oct-19	-	Nov-19	-	Dec-19	-	 <table border="1"> <caption>Number of people attending peer support sessions</caption> <thead> <tr> <th>Month</th> <th>Value</th> </tr> </thead> <tbody> <tr> <td>Aug-19</td> <td>10</td> </tr> <tr> <td>Sep-19</td> <td>12</td> </tr> <tr> <td>Oct-19</td> <td>-</td> </tr> <tr> <td>Nov-19</td> <td>-</td> </tr> <tr> <td>Dec-19</td> <td>-</td> </tr> </tbody> </table>	Month	Value	Aug-19	10	Sep-19	12	Oct-19	-	Nov-19	-	Dec-19	-
Month	Value																								
Aug-19	1																								
Sep-19	1																								
Oct-19	-																								
Nov-19	-																								
Dec-19	-																								
Month	Value																								
Aug-19	10																								
Sep-19	12																								
Oct-19	-																								
Nov-19	-																								
Dec-19	-																								