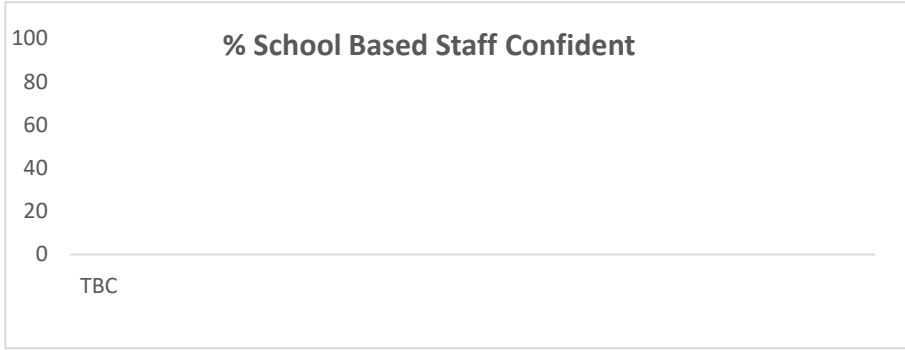
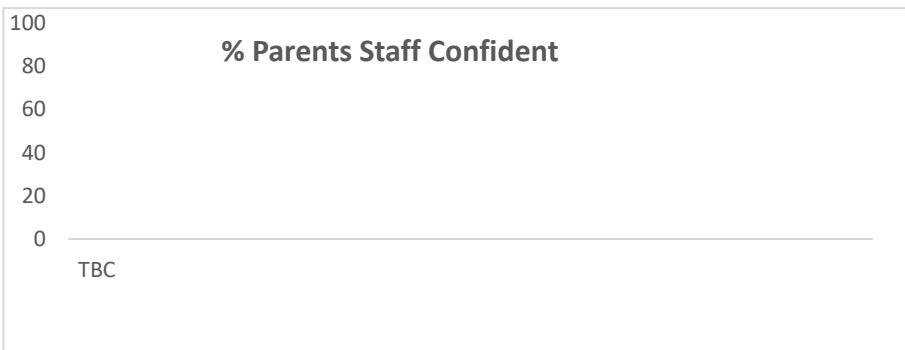
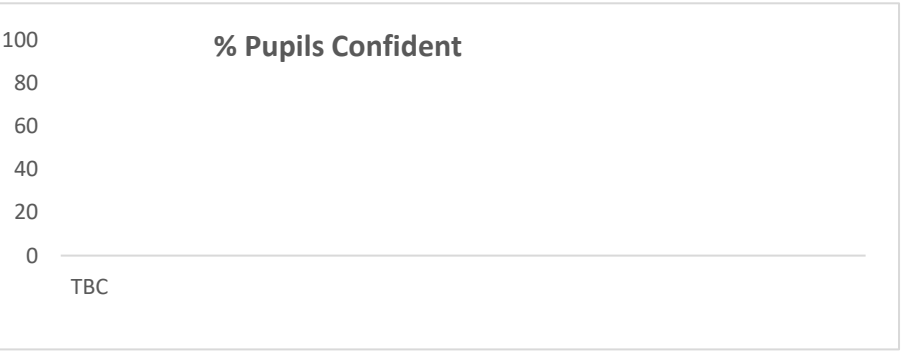
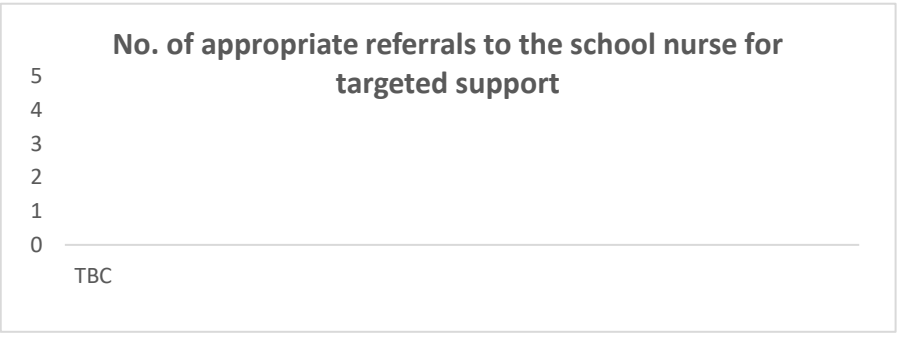


#### 4.1 Children's Mental Wellbeing

Project Aim	Start Date	Testing End Date	Progress Scale
<p>Increase the confidence of school-based staff to recognise and respond to children who require support and directing them to the school Nursing Service to 90% by 2021.            Increase the confidence of parents and young people to recognise and seek support in response to deteriorating mental wellbeing by 2022.</p> <p><b>Project Manager:</b> Bill O'Hara (ACC), Lauren Mackie (ACHSCP) <a href="#">Project Charter Approved September 2019</a></p>	Sep 2019	Dec 2022	5 – Designing Changes
Changes Being Tested (Specify location/ test group)	Are our changes resulting in improvement?		
4 sites have been identified for testing, namely: Aberdeen Grammar (which will test impact of parental engagement events during the academic year); Bridge of Don (which will test the impact of a 6 <sup>th</sup> year resilience project on the pupils involved); Bucksburn (test/s TBC); Hazlehead: (test/s TBC)	This project began in September and initial tests are still in development. These will not progress until after the October break		
Improvement Data			
 <p><b>% School Based Staff Confident</b></p> <p>The graph shows a vertical axis from 0 to 100 in increments of 20. A horizontal line is drawn at 0% across the x-axis, which is labeled 'TBC'.</p>	 <p><b>% Parents Staff Confident</b></p> <p>The graph shows a vertical axis from 0 to 100 in increments of 20. A horizontal line is drawn at 0% across the x-axis, which is labeled 'TBC'.</p>		
 <p><b>% Pupils Confident</b></p> <p>The graph shows a vertical axis from 0 to 100 in increments of 20. A horizontal line is drawn at 0% across the x-axis, which is labeled 'TBC'.</p>	 <p><b>No. of appropriate referrals to the school nurse for targeted support</b></p> <p>The graph shows a vertical axis from 0 to 5 in increments of 1. A horizontal line is drawn at 0 across the x-axis, which is labeled 'TBC'.</p>		