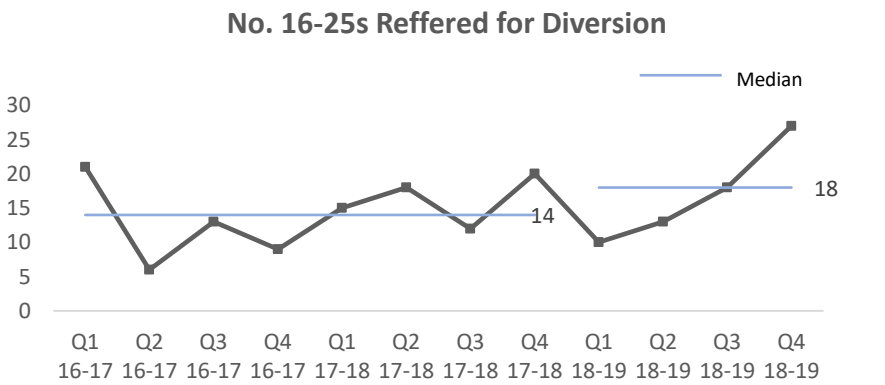
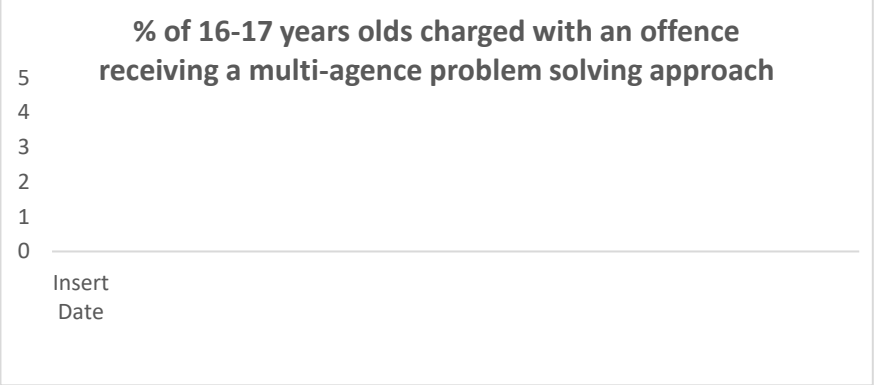
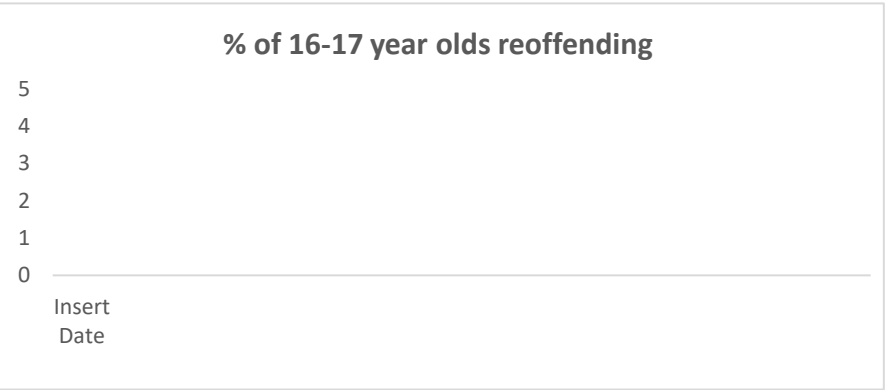


9.1 Diversion from Prosecution

Project Aim	Start Date	Testing End Date	Progress Scale																																							
Extend the multi-agency problem solving approach to all 16 and 17 year olds charged with an offence to reduce the likelihood of reoffending which could lead to a conviction y 2021; <u>and</u> Increase the number of cases of people appropriately diverted from prosecution by 2021. Project Manager: Claire Duncan, HSCP Project Charter Approved Sep 2019	Sep 2019	Mar 2020	6 – Testing Underway																																							
Changes Being Tested (Specify location/ test group)	Are our changes resulting in improvement?																																									
The following changes are being tested City Wide: <ul style="list-style-type: none"> • Map of data sharing processes • Single point of contact in Police Scotland Aberdeen Division and CJSWS • Data recording mechanism by CJSW • Training/awareness-raising input on Diversion from Prosecution 	This project began in April 18 as part of the LOIP approved in 2016. There is evidence that the change ideas tested so far are having some impact with average referrals increasing from 14 per quarter to 18. Our aim is to increase referrals to an average of 21 per quarter to support the achievement of our overall aim.																																									
Improvement Data																																										
<p style="text-align: center;">No. 16-25s Referred for Diversion</p>  <table border="1"> <caption>Data for No. 16-25s Referred for Diversion</caption> <thead> <tr> <th>Quarter</th> <th>Year</th> <th>Number of Referrals</th> </tr> </thead> <tbody> <tr><td>Q1</td><td>16-17</td><td>21</td></tr> <tr><td>Q2</td><td>16-17</td><td>6</td></tr> <tr><td>Q3</td><td>16-17</td><td>13</td></tr> <tr><td>Q4</td><td>16-17</td><td>9</td></tr> <tr><td>Q1</td><td>17-18</td><td>15</td></tr> <tr><td>Q2</td><td>17-18</td><td>18</td></tr> <tr><td>Q3</td><td>17-18</td><td>12</td></tr> <tr><td>Q4</td><td>17-18</td><td>20</td></tr> <tr><td>Q1</td><td>18-19</td><td>10</td></tr> <tr><td>Q2</td><td>18-19</td><td>13</td></tr> <tr><td>Q3</td><td>18-19</td><td>18</td></tr> <tr><td>Q4</td><td>18-19</td><td>27</td></tr> </tbody> </table>	Quarter	Year	Number of Referrals	Q1	16-17	21	Q2	16-17	6	Q3	16-17	13	Q4	16-17	9	Q1	17-18	15	Q2	17-18	18	Q3	17-18	12	Q4	17-18	20	Q1	18-19	10	Q2	18-19	13	Q3	18-19	18	Q4	18-19	27	<p style="text-align: center;">% of 16-17 years olds charged with an offence receiving a multi-agence problem solving approach</p> 		
Quarter	Year	Number of Referrals																																								
Q1	16-17	21																																								
Q2	16-17	6																																								
Q3	16-17	13																																								
Q4	16-17	9																																								
Q1	17-18	15																																								
Q2	17-18	18																																								
Q3	17-18	12																																								
Q4	17-18	20																																								
Q1	18-19	10																																								
Q2	18-19	13																																								
Q3	18-19	18																																								
Q4	18-19	27																																								
<p style="text-align: center;">% of 16-17 year olds reoffending</p> 	<p style="text-align: center;">Insert Title: E.g. No. of Partnership Staff Receiving Training?</p> 