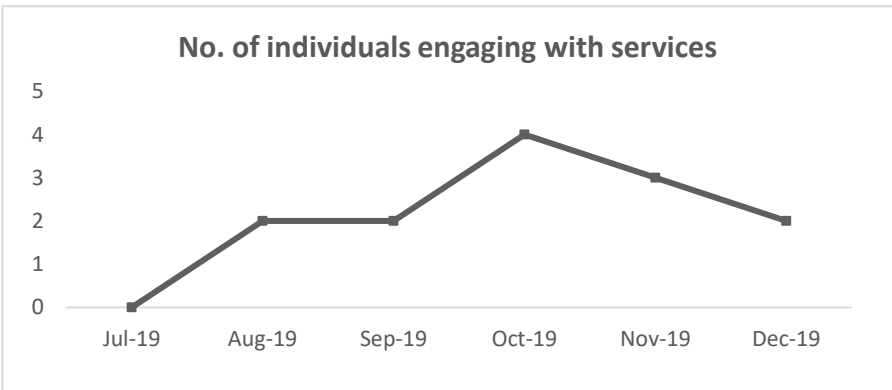
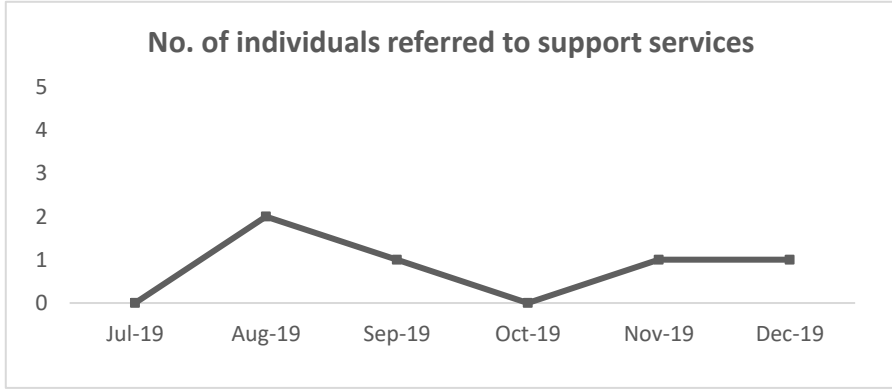
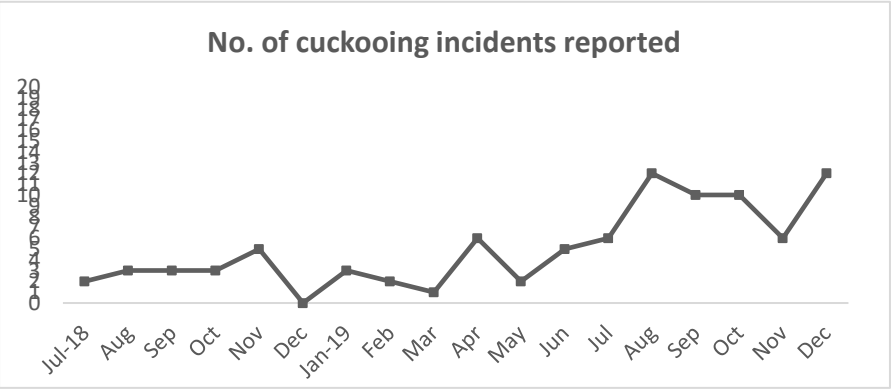
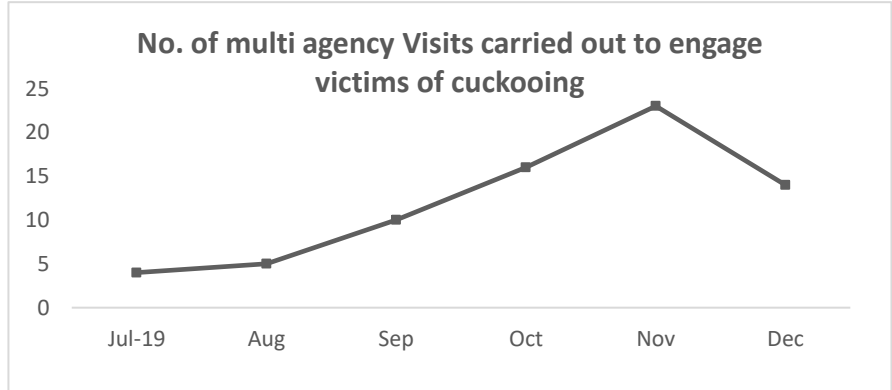


### 10.3 Cuckooing

Project Aim		Start Date	Testing End Date	Progress Scale																																																				
Increase the number of individuals who are involved in cuckooing incidents who undertake effective interventions or who are referred to relevant support services in priority localities by 2021. <b>Project Manager:</b> Grant Pert, Police Scotland <a href="#">Project Charter approved 1 July 19</a>		July 2019	May 2020	7– Initial Indications of Improvement																																																				
Changes Being Tested (Specify location/ test group)		Are our changes resulting in improvement?																																																						
The following changes are being tested City Wide: <ul style="list-style-type: none"> <li>• Mechanisms for raising awareness with public/local communities (e.g. leaflet drops, SHMU radio/newsletters) - in targeted places</li> <li>• Case Management Approach for challenging cases</li> </ul> The following changes have been made permanent following testing: <ul style="list-style-type: none"> <li>• Multi-agency visits (embedded following testing)</li> </ul>		Partner relationships continue to develop and are resulting in greater awareness and more efficient management of victim engagement. The engagement rate fluctuates between 45 and 50% (as at 17 <sup>th</sup> Jan 2020 the figure was 47.5%) however this may decrease when the focus moves away from new victims to re-visiting those engaging due to the victim's chaotic lifestyles. Police referrals to support services remain steady as it is often found that the support is already in place and work is then progressed to ensure the support continues.																																																						
Improvement Data																																																								
 <p><b>No. of individuals engaging with services</b></p> <table border="1"> <thead> <tr> <th>Month</th> <th>Number of individuals</th> </tr> </thead> <tbody> <tr><td>Jul-19</td><td>0</td></tr> <tr><td>Aug-19</td><td>2</td></tr> <tr><td>Sep-19</td><td>2</td></tr> <tr><td>Oct-19</td><td>4</td></tr> <tr><td>Nov-19</td><td>3</td></tr> <tr><td>Dec-19</td><td>2</td></tr> </tbody> </table>		Month	Number of individuals	Jul-19	0	Aug-19	2	Sep-19	2	Oct-19	4	Nov-19	3	Dec-19	2	 <p><b>No. of individuals referred to support services</b></p> <table border="1"> <thead> <tr> <th>Month</th> <th>Number of individuals</th> </tr> </thead> <tbody> <tr><td>Jul-19</td><td>0</td></tr> <tr><td>Aug-19</td><td>2</td></tr> <tr><td>Sep-19</td><td>1</td></tr> <tr><td>Oct-19</td><td>0</td></tr> <tr><td>Nov-19</td><td>1</td></tr> <tr><td>Dec-19</td><td>1</td></tr> </tbody> </table>			Month	Number of individuals	Jul-19	0	Aug-19	2	Sep-19	1	Oct-19	0	Nov-19	1	Dec-19	1																								
Month	Number of individuals																																																							
Jul-19	0																																																							
Aug-19	2																																																							
Sep-19	2																																																							
Oct-19	4																																																							
Nov-19	3																																																							
Dec-19	2																																																							
Month	Number of individuals																																																							
Jul-19	0																																																							
Aug-19	2																																																							
Sep-19	1																																																							
Oct-19	0																																																							
Nov-19	1																																																							
Dec-19	1																																																							
 <p><b>No. of cuckooing incidents reported</b></p> <table border="1"> <thead> <tr> <th>Month</th> <th>Number of incidents</th> </tr> </thead> <tbody> <tr><td>Jul-18</td><td>2</td></tr> <tr><td>Aug</td><td>3</td></tr> <tr><td>Sep</td><td>3</td></tr> <tr><td>Oct</td><td>3</td></tr> <tr><td>Nov</td><td>5</td></tr> <tr><td>Dec</td><td>1</td></tr> <tr><td>Jan-19</td><td>3</td></tr> <tr><td>Feb</td><td>2</td></tr> <tr><td>Mar</td><td>1</td></tr> <tr><td>Apr</td><td>5</td></tr> <tr><td>May</td><td>2</td></tr> <tr><td>Jun</td><td>4</td></tr> <tr><td>Jul</td><td>5</td></tr> <tr><td>Aug</td><td>18</td></tr> <tr><td>Sep</td><td>15</td></tr> <tr><td>Oct</td><td>15</td></tr> <tr><td>Nov</td><td>10</td></tr> <tr><td>Dec</td><td>18</td></tr> </tbody> </table>		Month	Number of incidents	Jul-18	2	Aug	3	Sep	3	Oct	3	Nov	5	Dec	1	Jan-19	3	Feb	2	Mar	1	Apr	5	May	2	Jun	4	Jul	5	Aug	18	Sep	15	Oct	15	Nov	10	Dec	18	 <p><b>No. of multi agency Visits carried out to engage victims of cuckooing</b></p> <table border="1"> <thead> <tr> <th>Month</th> <th>Number of visits</th> </tr> </thead> <tbody> <tr><td>Jul-19</td><td>4</td></tr> <tr><td>Aug</td><td>5</td></tr> <tr><td>Sep</td><td>10</td></tr> <tr><td>Oct</td><td>16</td></tr> <tr><td>Nov</td><td>23</td></tr> <tr><td>Dec</td><td>14</td></tr> </tbody> </table>			Month	Number of visits	Jul-19	4	Aug	5	Sep	10	Oct	16	Nov	23	Dec	14
Month	Number of incidents																																																							
Jul-18	2																																																							
Aug	3																																																							
Sep	3																																																							
Oct	3																																																							
Nov	5																																																							
Dec	1																																																							
Jan-19	3																																																							
Feb	2																																																							
Mar	1																																																							
Apr	5																																																							
May	2																																																							
Jun	4																																																							
Jul	5																																																							
Aug	18																																																							
Sep	15																																																							
Oct	15																																																							
Nov	10																																																							
Dec	18																																																							
Month	Number of visits																																																							
Jul-19	4																																																							
Aug	5																																																							
Sep	10																																																							
Oct	16																																																							
Nov	23																																																							
Dec	14																																																							