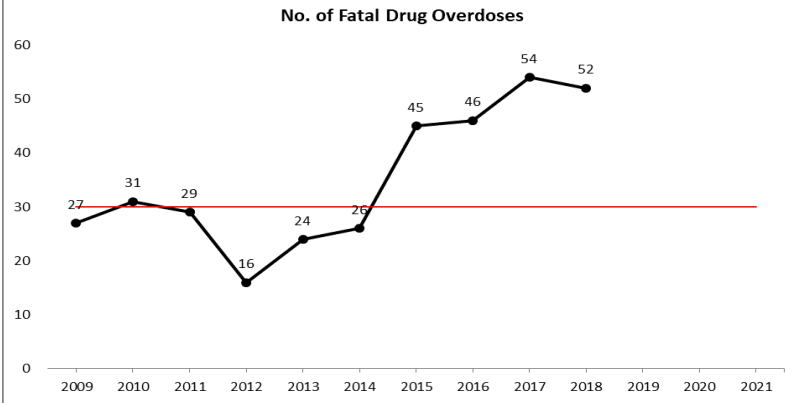
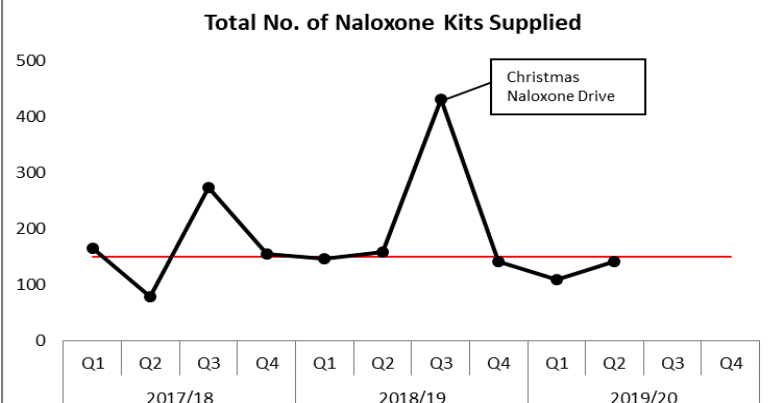
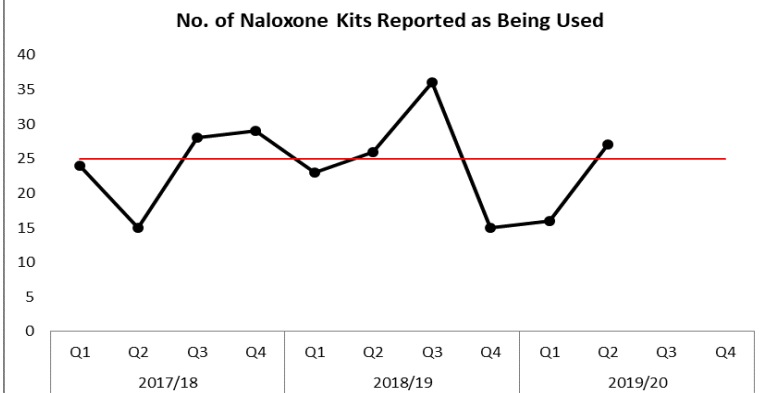
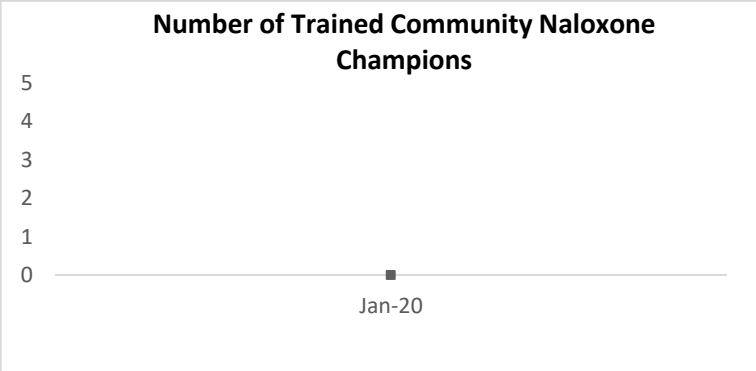


12.3 Reduce Fatal Drug Overdose

Project Aim	Start Date	Testing End Date	Progress Scale																																														
Reduce the incidence of fatal drug overdose by innovative developments and increasing the distribution of naloxone by 10% year on year by 2021 Project Manager: Tara Shivaji (NHS)/Simon Rayner (ADP) Project Charter Approved September 2019	Sep 2019	Dec 2020	6 – Testing Underway																																														
Changes Being Tested (Specify location/ test group)		Are our changes resulting in improvement?																																															
<ul style="list-style-type: none"> Introduce and increase the number of community overdose champions Test of change in Torry Media campaign to raise awareness of naloxone to address stigma and provide information on how to become a naloxone trainer Outreach approach for issue of naloxone and encourage engagement of services 	Senior approval has been given to allow other organisations to supply naloxone. Multi Agency risk meetings have started for those seen as most at risk. Outreach with Police targeting rough sleepers and issuing naloxone commenced on 05/12/2019. A data sharing protocol is being tested in Torry and data will be reported in March.																																																
Improvement Data																																																	
 <p>No. of Fatal Drug Overdoses</p> <table border="1"> <thead> <tr> <th>Year</th> <th>No. of Fatal Drug Overdoses</th> </tr> </thead> <tbody> <tr><td>2009</td><td>27</td></tr> <tr><td>2010</td><td>31</td></tr> <tr><td>2011</td><td>29</td></tr> <tr><td>2012</td><td>16</td></tr> <tr><td>2013</td><td>24</td></tr> <tr><td>2014</td><td>26</td></tr> <tr><td>2015</td><td>45</td></tr> <tr><td>2016</td><td>46</td></tr> <tr><td>2017</td><td>54</td></tr> <tr><td>2018</td><td>52</td></tr> </tbody> </table>	Year	No. of Fatal Drug Overdoses	2009	27	2010	31	2011	29	2012	16	2013	24	2014	26	2015	45	2016	46	2017	54	2018	52	 <p>Total No. of Naloxone Kits Supplied</p> <table border="1"> <thead> <tr> <th>Year/Quarter</th> <th>Total No. of Naloxone Kits Supplied</th> </tr> </thead> <tbody> <tr><td>2017/18 Q1</td><td>170</td></tr> <tr><td>2017/18 Q2</td><td>80</td></tr> <tr><td>2017/18 Q3</td><td>280</td></tr> <tr><td>2017/18 Q4</td><td>150</td></tr> <tr><td>2018/19 Q1</td><td>140</td></tr> <tr><td>2018/19 Q2</td><td>150</td></tr> <tr><td>2018/19 Q3</td><td>430</td></tr> <tr><td>2018/19 Q4</td><td>140</td></tr> <tr><td>2019/20 Q1</td><td>110</td></tr> <tr><td>2019/20 Q2</td><td>140</td></tr> <tr><td>2019/20 Q3</td><td>150</td></tr> <tr><td>2019/20 Q4</td><td>150</td></tr> </tbody> </table>	Year/Quarter	Total No. of Naloxone Kits Supplied	2017/18 Q1	170	2017/18 Q2	80	2017/18 Q3	280	2017/18 Q4	150	2018/19 Q1	140	2018/19 Q2	150	2018/19 Q3	430	2018/19 Q4	140	2019/20 Q1	110	2019/20 Q2	140	2019/20 Q3	150	2019/20 Q4	150
Year	No. of Fatal Drug Overdoses																																																
2009	27																																																
2010	31																																																
2011	29																																																
2012	16																																																
2013	24																																																
2014	26																																																
2015	45																																																
2016	46																																																
2017	54																																																
2018	52																																																
Year/Quarter	Total No. of Naloxone Kits Supplied																																																
2017/18 Q1	170																																																
2017/18 Q2	80																																																
2017/18 Q3	280																																																
2017/18 Q4	150																																																
2018/19 Q1	140																																																
2018/19 Q2	150																																																
2018/19 Q3	430																																																
2018/19 Q4	140																																																
2019/20 Q1	110																																																
2019/20 Q2	140																																																
2019/20 Q3	150																																																
2019/20 Q4	150																																																
 <p>No. of Naloxone Kits Reported as Being Used</p> <table border="1"> <thead> <tr> <th>Year/Quarter</th> <th>No. of Naloxone Kits Reported as Being Used</th> </tr> </thead> <tbody> <tr><td>2017/18 Q1</td><td>24</td></tr> <tr><td>2017/18 Q2</td><td>15</td></tr> <tr><td>2017/18 Q3</td><td>28</td></tr> <tr><td>2017/18 Q4</td><td>29</td></tr> <tr><td>2018/19 Q1</td><td>23</td></tr> <tr><td>2018/19 Q2</td><td>26</td></tr> <tr><td>2018/19 Q3</td><td>36</td></tr> <tr><td>2018/19 Q4</td><td>15</td></tr> <tr><td>2019/20 Q1</td><td>16</td></tr> <tr><td>2019/20 Q2</td><td>27</td></tr> <tr><td>2019/20 Q3</td><td>25</td></tr> <tr><td>2019/20 Q4</td><td>25</td></tr> </tbody> </table>	Year/Quarter	No. of Naloxone Kits Reported as Being Used	2017/18 Q1	24	2017/18 Q2	15	2017/18 Q3	28	2017/18 Q4	29	2018/19 Q1	23	2018/19 Q2	26	2018/19 Q3	36	2018/19 Q4	15	2019/20 Q1	16	2019/20 Q2	27	2019/20 Q3	25	2019/20 Q4	25	 <p>Number of Trained Community Naloxone Champions</p> <table border="1"> <thead> <tr> <th>Month</th> <th>Number of Trained Community Naloxone Champions</th> </tr> </thead> <tbody> <tr><td>Jan-20</td><td>0</td></tr> </tbody> </table>	Month	Number of Trained Community Naloxone Champions	Jan-20	0																		
Year/Quarter	No. of Naloxone Kits Reported as Being Used																																																
2017/18 Q1	24																																																
2017/18 Q2	15																																																
2017/18 Q3	28																																																
2017/18 Q4	29																																																
2018/19 Q1	23																																																
2018/19 Q2	26																																																
2018/19 Q3	36																																																
2018/19 Q4	15																																																
2019/20 Q1	16																																																
2019/20 Q2	27																																																
2019/20 Q3	25																																																
2019/20 Q4	25																																																
Month	Number of Trained Community Naloxone Champions																																																
Jan-20	0																																																