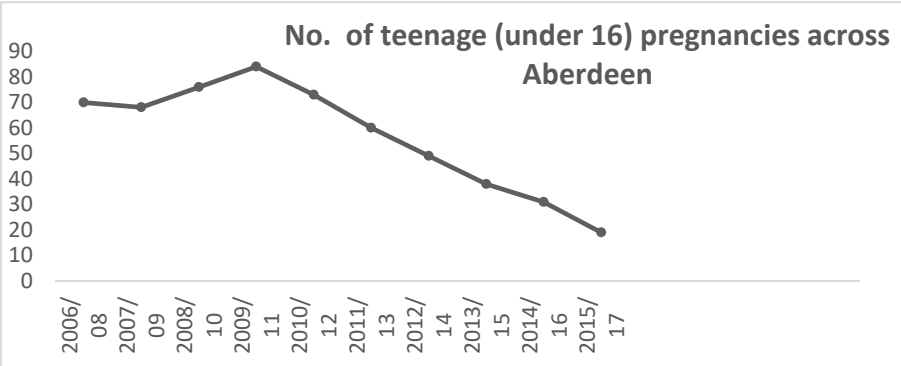
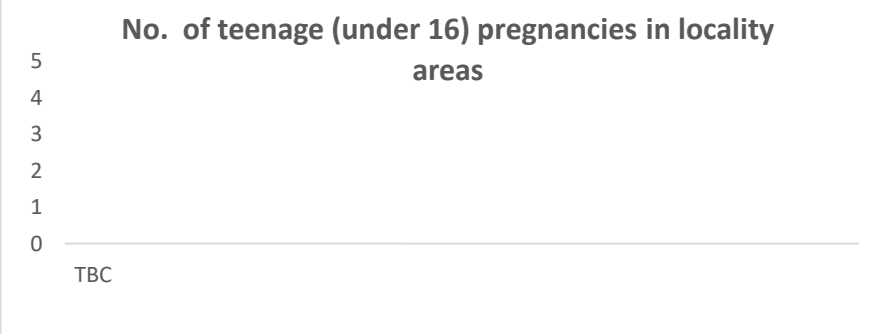
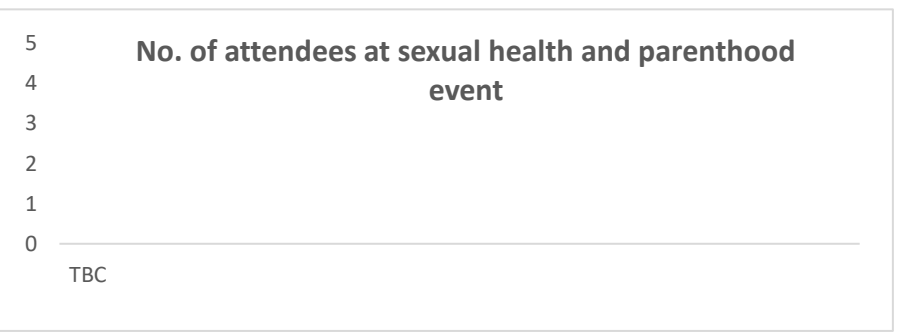
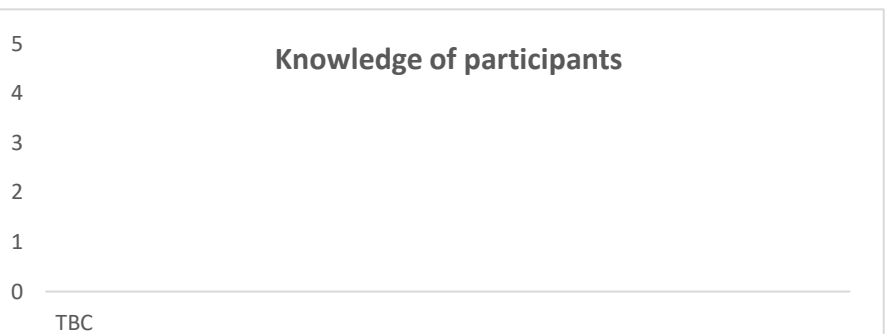


3.3 Teenage Pregnancy

Project Aim	Start Date	Testing End Date	Progress Scale																						
Reduce the rate of teenage pregnancies [under 16s] across the city by 3%, by 2021 and Reduce the rate of teenage pregnancies [under 16s] in the CPP locality areas by 10% by 2021 Project Manager: Rachel Thompson (AHSCP) Project Charter Approved July 2019	Jul 2019	May 2021	6 – Testing Underway																						
Changes Being Tested (Specify location/ test group)	Are our changes resulting in improvement?																								
Following the Launch of the Relationships, sexual Health and Parenthood Resource, it has now been released citywide alongside a learning needs assessment to identify what partners require to deliver RSHP	An evaluation questionnaire was released at the start of January to assess the extent to which partners are engaging with the resource. Feedback has just been returned and is being analysed, results will follow in a later update																								
Improvement Data																									
 <p>No. of teenage (under 16) pregnancies across Aberdeen</p> <table border="1"> <thead> <tr> <th>Year</th> <th>No. of pregnancies</th> </tr> </thead> <tbody> <tr><td>2006/08</td><td>70</td></tr> <tr><td>2007/09</td><td>68</td></tr> <tr><td>2008/10</td><td>75</td></tr> <tr><td>2009/11</td><td>85</td></tr> <tr><td>2010/12</td><td>72</td></tr> <tr><td>2011/13</td><td>60</td></tr> <tr><td>2012/14</td><td>48</td></tr> <tr><td>2013/15</td><td>38</td></tr> <tr><td>2014/16</td><td>32</td></tr> <tr><td>2015/17</td><td>20</td></tr> </tbody> </table>	Year	No. of pregnancies	2006/08	70	2007/09	68	2008/10	75	2009/11	85	2010/12	72	2011/13	60	2012/14	48	2013/15	38	2014/16	32	2015/17	20	 <p>No. of teenage (under 16) pregnancies in locality areas</p>		
Year	No. of pregnancies																								
2006/08	70																								
2007/09	68																								
2008/10	75																								
2009/11	85																								
2010/12	72																								
2011/13	60																								
2012/14	48																								
2013/15	38																								
2014/16	32																								
2015/17	20																								
 <p>No. of attendees at sexual health and parenthood event</p>	 <p>Knowledge of participants</p>																								