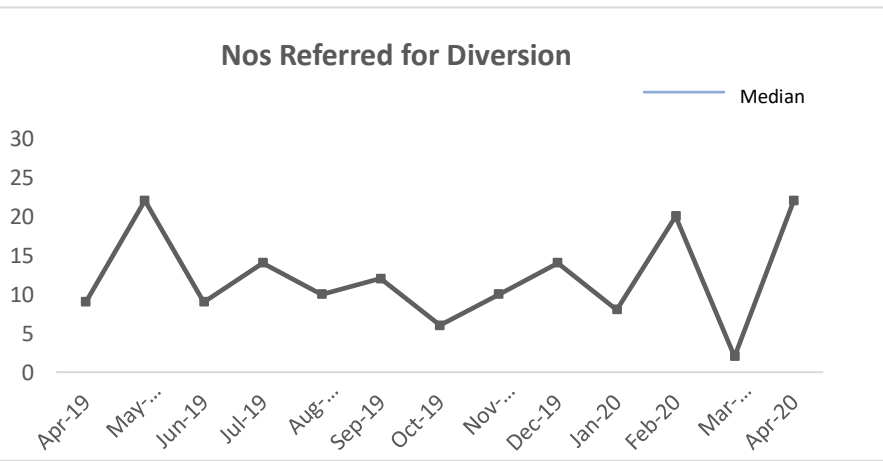
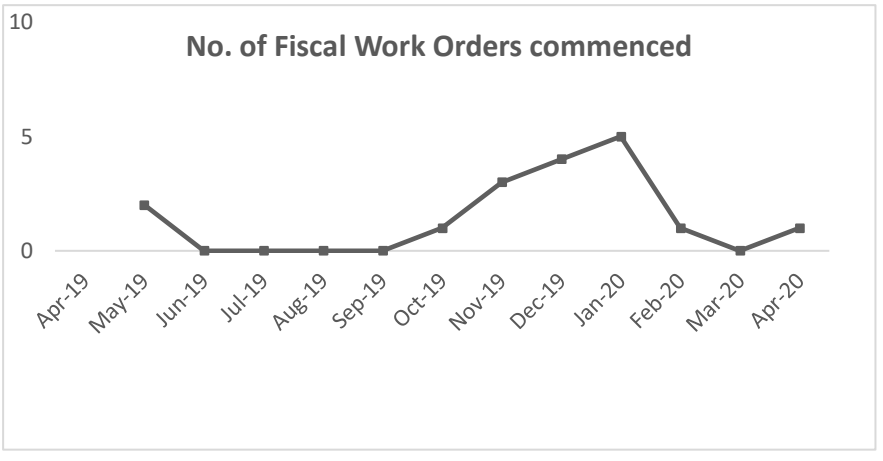
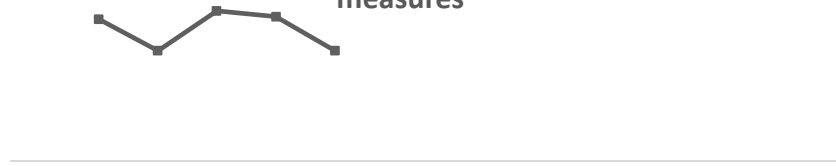


## 9.1 Diversion from Prosecution

Project Aim	Start Date	Testing End Date	Progress Scale																																																								
Extend the multi-agency problem solving approach to all 16 and 17 year olds charged with an offence to reduce the likelihood of reoffending which could lead to a conviction by 2021; <u>and</u> Increase the number of cases of people appropriately diverted from prosecution by 2021. <b>Project Manager:</b> Claire Duncan, HSCP <a href="#">Project Charter Approved Sep 2019</a>	Sep 2019	<u>Mar 2020</u> <b>Testing end date to be revised</b>	6 – Testing Underway																																																								
Changes Being Tested (Specify location/ test group)	Are our changes resulting in improvement?																																																										
The following changes are being tested City Wide: <ul style="list-style-type: none"> <li>• Referral for Diversion for more diverse offences</li> <li>• Supervision of individuals on Diversion by phone</li> <li>• ‘Virtual’ support for completion of worksheets by individuals on Diversion</li> <li>• Individuals completing Diversion whilst receiving support from Mental Health services (Cornhill)</li> <li>• Training/awareness-raising input on Diversion from Prosecution (on hold)</li> <li>• Briefing note for Police staff (on hold)</li> </ul>	Although the project group has not been formally meeting, a number of ideas have been tested as part of revised working arrangements in response to COVID. April 2020 saw the highest number of referrals for Diversion since May 2019. This has not been assessed by the project team (due to COVID) in order to determine the specific impact of the changes which have been tested. Numbers of Fiscal Work Orders have dropped, potentially due to challenges relating to undertaking Unpaid Work during the lockdown restrictions.																																																										
Improvement Data																																																											
 <p><b>Nos Referred for Diversion</b></p> <p>Median</p> <table border="1"> <thead> <tr> <th>Month</th> <th>Number of Referrals</th> </tr> </thead> <tbody> <tr><td>Apr-19</td><td>9</td></tr> <tr><td>May-19</td><td>22</td></tr> <tr><td>Jun-19</td><td>9</td></tr> <tr><td>Jul-19</td><td>14</td></tr> <tr><td>Aug-19</td><td>10</td></tr> <tr><td>Sep-19</td><td>12</td></tr> <tr><td>Oct-19</td><td>6</td></tr> <tr><td>Nov-19</td><td>10</td></tr> <tr><td>Dec-19</td><td>14</td></tr> <tr><td>Jan-20</td><td>8</td></tr> <tr><td>Feb-20</td><td>20</td></tr> <tr><td>Mar-20</td><td>2</td></tr> <tr><td>Apr-20</td><td>22</td></tr> </tbody> </table>	Month	Number of Referrals	Apr-19	9	May-19	22	Jun-19	9	Jul-19	14	Aug-19	10	Sep-19	12	Oct-19	6	Nov-19	10	Dec-19	14	Jan-20	8	Feb-20	20	Mar-20	2	Apr-20	22	 <p><b>No. of Fiscal Work Orders commenced</b></p> <table border="1"> <thead> <tr> <th>Month</th> <th>Number of Work Orders</th> </tr> </thead> <tbody> <tr><td>Apr-19</td><td>0</td></tr> <tr><td>May-19</td><td>2</td></tr> <tr><td>Jun-19</td><td>0</td></tr> <tr><td>Jul-19</td><td>0</td></tr> <tr><td>Aug-19</td><td>0</td></tr> <tr><td>Sep-19</td><td>0</td></tr> <tr><td>Oct-19</td><td>1</td></tr> <tr><td>Nov-19</td><td>3</td></tr> <tr><td>Dec-19</td><td>4</td></tr> <tr><td>Jan-20</td><td>5</td></tr> <tr><td>Feb-20</td><td>1</td></tr> <tr><td>Mar-20</td><td>0</td></tr> <tr><td>Apr-20</td><td>1</td></tr> </tbody> </table>			Month	Number of Work Orders	Apr-19	0	May-19	2	Jun-19	0	Jul-19	0	Aug-19	0	Sep-19	0	Oct-19	1	Nov-19	3	Dec-19	4	Jan-20	5	Feb-20	1	Mar-20	0	Apr-20	1
Month	Number of Referrals																																																										
Apr-19	9																																																										
May-19	22																																																										
Jun-19	9																																																										
Jul-19	14																																																										
Aug-19	10																																																										
Sep-19	12																																																										
Oct-19	6																																																										
Nov-19	10																																																										
Dec-19	14																																																										
Jan-20	8																																																										
Feb-20	20																																																										
Mar-20	2																																																										
Apr-20	22																																																										
Month	Number of Work Orders																																																										
Apr-19	0																																																										
May-19	2																																																										
Jun-19	0																																																										
Jul-19	0																																																										
Aug-19	0																																																										
Sep-19	0																																																										
Oct-19	1																																																										
Nov-19	3																																																										
Dec-19	4																																																										
Jan-20	5																																																										
Feb-20	1																																																										
Mar-20	0																																																										
Apr-20	1																																																										

### % of 16s & 17s charged receiving police direct measures

30  
25  
20  
15  
10  
5  
0



Insert 2016- 2017- 2018- 2019- 2020  
Date 17 18 19 20 to  
date

### Title

5  
4  
3  
2  
1  
0

Insert  
Date