



Community Planning
Aberdeen

Your Neighbourhood, Your City, Your Plans: What matters to you?

COMMUNITY PLANNING ABERDEEN'S
LOCAL OUTCOME IMPROVEMENT PLAN AND LOCALITY
PLANS REFRESH ENGAGEMENT –
SUMMARY REPORT 2023

WHY DID WE DO THIS

Community Planning Aberdeen is looking ahead and creating a refresh of our Local Outcome Improvement Plan and Locality Plans to ensure that we're focussing on the right priorities to help us achieve our vision that

“Aberdeen is a place where all people can prosper, regardless of their background or circumstances”.

The way our city, our neighbourhoods, look, function and feel can influence everything from our health and wellbeing to the opportunities we can access. Improving the quality of places can help to tackle inequalities and improve outcomes for our communities. Understanding the existing and potential strengths of Aberdeen directly from the people of Aberdeen can inform good decision-making.

To help guide the refreshing of the priorities within the City's Local Outcome Improvement Plan and in the three Locality Plans for North, South and Central, Community Planning Aberdeen asked residents of Aberdeen to participate in an exercise based on the national Place Standard tool to discover what things are good now and improvements you think would make our city and our communities better in the future.

WHAT DID WE ASK?

We asked you to score the following 14 themes on a scale of 1-7, where 1 meant there was a lot of room for improvement (very bad) and 7 meant there was very little room for improvement (excellent).

The themes covered both physical (for example its buildings, spaces, and transport links) and social (for example whether people feel they have a say in decision making) aspects of our City and all aligned to our current priorities (Stretch Outcomes). We asked about these to help us understand if our current priority outcomes were still the right areas. A description of the themes can be found at www.communityplanningaberdeen.org.uk/loip-and-locality-plan-refresh

Economy			Housing and community	Work and local economy		
People	Facilities and services	Feeling safe	Identity and belonging	Social interaction	Play and recreation	
Place	Moving around	Public transport	Traffic and parking	Care and maintenance	Streets and spaces	Natural space
Community Empowerment			Influence and sense of control			

To help us identify potential areas for improvement we also asked you:

- What are top 3 things that are good now?
- What are the top 3 things we could make it better in the future?

HOW AND WHO DID WE ASK?

Between 6 October and 5 November 2023, to participate in a consultation exercise based on the national Place Standard tool. Using a range of methods we ensured that we would have the best chances of hearing as many voices as possible.

The exercise included:

- an online survey,
- 6 in person events (2 sessions in each locality, with one being in a priority neighbourhood)
- targeted support/facilitation – with a facilitation guide available
- a children and young persons' version

We reached out to you, through the services you connect with, the people you know, the community and third sector group you are involved with, your friends and family. We also used our networks and social media platforms; we issued press releases and got stories in newsletters. Your contribution has been a valuable part of this exercise.

WHO PARTICIPATED?

470 people participated (309 through the online engagement; 55 through the locality events and 106 through the children and young people's version).

WHAT WE FOUND

Based on scores allocated by participants, average (mean) scores were calculated for each of the themes. The lower the score, the more participants thought improvement was required. Scores ranged from a **low** of 3.3 (**Influence and sense of control**) to a high of 4.7 (**Natural Space**) out of a maximum of 7.



WHAT YOU SCORED HIGHEST AND LOWEST

The **five highest** ranking themes were:

1. Natural space (4.7)
2. Identity and belonging (4.1)
3. Feeling safe (4.1)
4. Play and recreation (4.1)
5. Housing and community (4.0)

The **five lowest** ranking themes were:

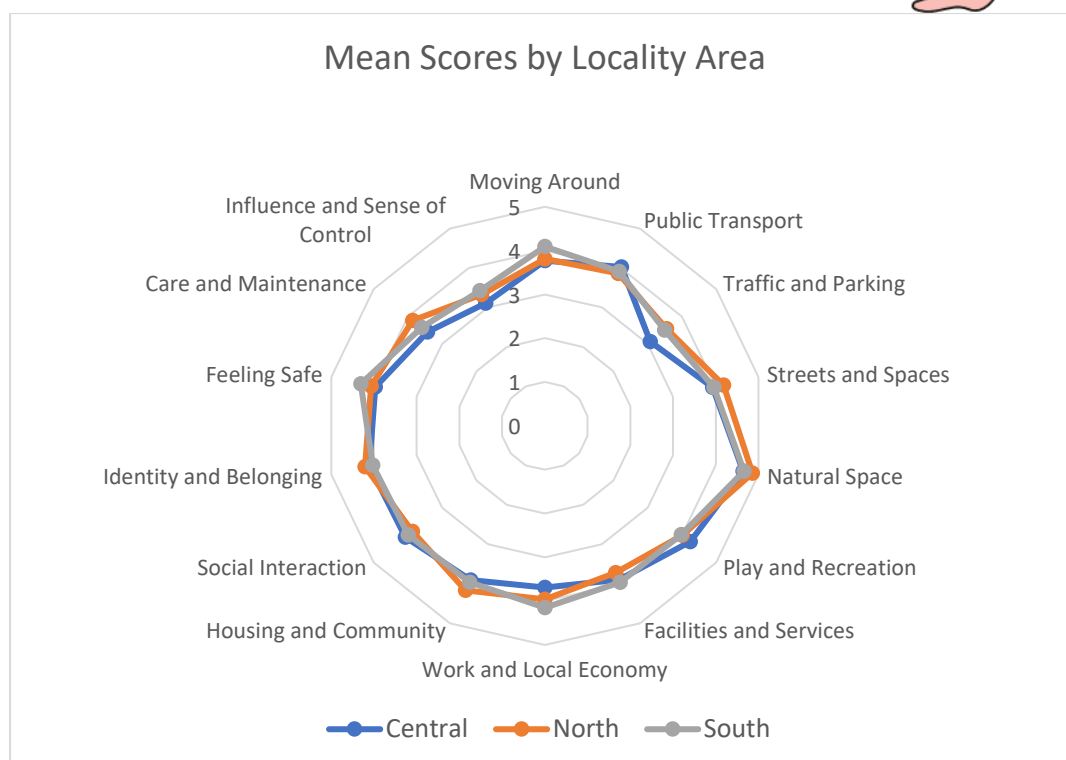
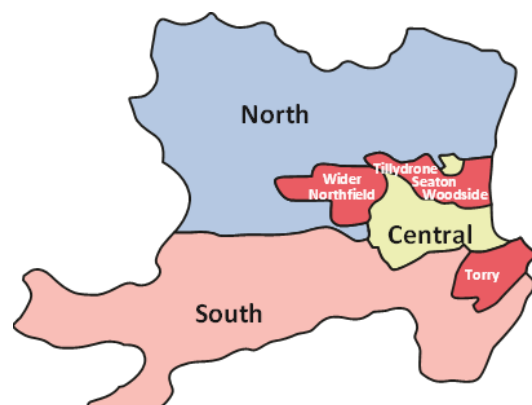
1. Influence and sense of control (3.3)
2. Traffic and parking (3.4)
3. Care and maintenance (3.6)
4. Facilities and services (3.9)
5. Work and Local Economy (3.9)

The theme with the highest mean score was **Natural Space** with an average score of 4.7 (out of a maximum of 7). **Identity and Belonging**, **Feeling Safe** and **Play and Recreation** all also scored relatively highly with mean scores of 4.1.

The lowest scoring theme was **Influence and Sense of Control** with a mean score of 3.3, closely followed by **Traffic and Parking** at 3.4 and **Care and Maintenance** at 3.6.

WHAT SCORED HIGHEST AND LOWEST IN OUR LOCALITIES

On the whole, mean scores for each of the 14 themes were broadly similar across all three localities. The scores for each of the locality areas are plotted on the chart below.



As with the overall results, **Influence and Sense of Control** and **Traffic and Parking** were the two lowest ranked themes for all three localities (however the order varied for Central compared to South and North). **Care and Maintenance** was the third lowest ranked them for both Central and South. However, this did not appear in the lowest ranked themes for the North locality, instead **Facilities and Services** was ranked 3rd lowest in the North.

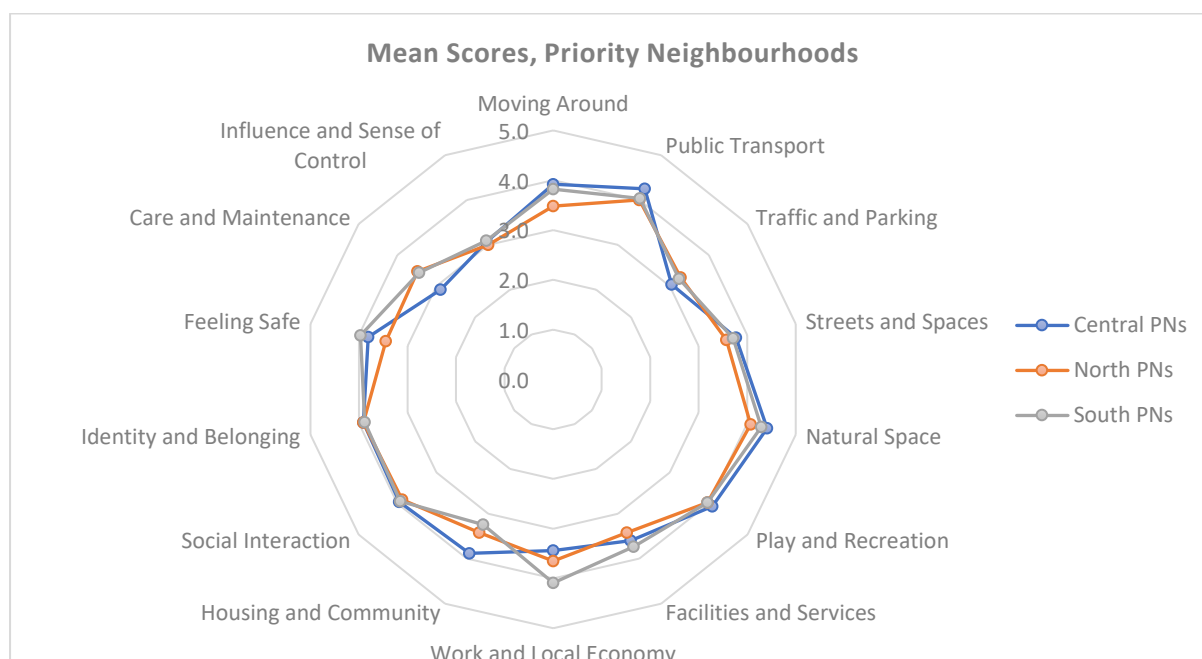
While the highest ranking theme for all three localities was **Natural Space**, there seems to be slightly more variation in terms of which other themes are ranked highest within each locality. For example, **Play and Recreation** is ranked 2nd highest in Central but does not make the 'top 5' for either of the other locality areas.

The table below shows the 5 lowest and highest ranking themes for each locality.

	Central		North		South	
	Theme	Mean	Theme	Mean	Theme	Mean
Lowest	Traffic and Parking	3.1	Influence and Sense of Control	3.3	Influence and Sense of Control	3.4
	Influence and Sense of Control	3.1	Traffic and Parking	3.6	Traffic and Parking	3.5
	Care and Maintenance	3.4	Facilities and Services	3.7	Care and Maintenance	3.6
	Work and Local Economy	3.7	Moving Around	3.8	Public Transport	3.9
	Moving Around	3.8	Public Transport	3.9	Streets and Spaces	4.0
Highest	Natural Space	4.6	Natural Space	4.9	Natural Space	4.7
	Play and Recreation	4.2	Identity and Belonging	4.2	Feeling Safe	4.3
	Identity and Belonging	4.1	Streets and Spaces	4.2	Work and Local Economy	4.2
	Social Interaction	4.1	Housing and Community	4.2	Moving Around	4.1
	Public Transport	4.0	Feeling Safe	4.1	Identity and Belonging	4.0

WHAT SCORED HIGHEST AND LOWEST IN OUR PRIORITY NEIGHBOURHOODS

The pattern is broadly similar for our three priority neighbourhood (PNs) groups with the most noticeable differences being for **Work and Local Economy** (higher in South PNs than either North or Central PNs) and **Care and Maintenance** (lower in Central PNs than either North or South PNs).



The table below shows the 5 lowest and highest ranking themes for each priority neighbourhood.

While the highest ranking theme for all three localities was **Natural Space**, there seems to be slightly more variation in terms of which other themes are ranked highest within each locality. For example, Play and Recreation is ranked 2nd highest in Central but does not make the 'top 5' for either of the other locality areas.

	Central PNs		North PNs		South PNs	
	Theme	Mean	Theme	Mean	Theme	Mean
Lowest	Care and Maintenance	3.1	Traffic and Parking	3.0	Influence and Sense of Control	3.3
	Influence and Sense of Control	3.2	Influence and Sense of Control	3.1	Traffic and Parking	3.4
	Traffic and Parking	3.3	Feeling Safe	3.3	Streets and Spaces	3.5
	Work and Local Economy	3.7	Care and Maintenance	3.5	Housing and Community	3.5
	Feeling Safe	3.7	Moving Around	3.6	Care and Maintenance	3.6
Highest	Public Transport	4.3	Public Transport	4.1	Natural Space	4.1
	Natural Space	4.2	Social Interaction	3.9	Feeling Safe	4.0
	Moving Around	4.2	Identity and Belonging	3.8	Facilities and Services	3.9
	Streets and Spaces	3.9	Play and Recreation	3.8	Identity and Belonging	3.9
	Social Interaction	3.9	Natural Space	3.7	Play and Recreation	3.9

WHAT YOU SAID

A total of **11,394** comments were received across each of the 14 themes, combining all 'good' now comments, and all 'improve' comments received by respondents who completed both the online consultation and attended the 6 in-person events.

The top 5 themes for 'good' comments were:

1. 'Moving around';
2. 'Public Transport';
3. 'Streets & Space';
4. 'Natural space' and
5. 'Play and recreation.'

The 5 themes that for 'improve' comments were:



1. 'Moving around';
2. 'Public Transport';
3. 'Traffic and parking';
4. 'Streets & Space' and
5. 'Natural space'.

Across all 14 themes, more comments were provided with suggestions of things to 'improve.' There was a wide variety and range of comments provided for each theme suggesting improvements.

Below is a summary taken from respondents' comments providing the most frequently expressed views of 'good' aspects about Aberdeen and their places, as well as the most frequently expressed main suggestions for improvement.



TOP THINGS THAT COULD MAKE ABERDEEN BETTER


Here are the summarised top areas respondents to the online engagement felt could make Aberdeen better in the future (broken down by locality). The final column identifies potential gaps which Community Planning Aberdeen’s Outcome Improvement Groups are considering, alongside the full results, to inform the development of the refreshed Local Outcome Improvement Plan.


	Theme	Improve for the Future			Potential Gaps
		North	South	Central	
ECONOMY	Housing & community 	<ul style="list-style-type: none"> Maintenance of housing, especially for insulation and warmth and repairs, but also outside areas by “keeping gardens tidy, keeping buildings clean” so as people “take pride in their area. Better insulation and more energy efficient homes. Community spaces, events and activities to encourage building community spirit and neighbourliness. Housing provision - too much house building, lacking in quality and space, coupled with a lack of amenities in new developments. (In person event) Increases to, and improvements for, community events and activities to provide learning opportunities, improve social cohesion and reduce social isolation. (In person event) 	<ul style="list-style-type: none"> Type and availability of housing with more affordable housing available. Rent vacant properties. Enhancements and increases to the maintenance and repair of housing, with “no action being taken when repairs are needed.” (In person event) Improving insulation and warmth needed “for low income households and vulnerable people” as many houses “need retrofitting [and] good insulation and renewed outside structures” and that there is “cold old houses” which are expensive. (In person event) Housing costs, including affordability of houses, and council tax rises. (In person event) Increases to, and improvements for, making neighbourhoods ‘look’ better was suggested which could help build community spirit and community pride. (In person event) 	<ul style="list-style-type: none"> Events and activities as a way to enhance social integration and to better foster community spirit. Action on anti-social behaviour of tenants and in community. Maintenance of housing, especially for insulation and energy efficiency. More green and community spaces, particularly for priority neighbourhoods. Improvements in responding and reacting to housing complaints - “repairs not done” and “council services are not available. You always have to chase housing up.” (In person event) Residential areas are not attractive and that “buildings don’t look aesthetically pleasing” and areas are run-down. (In person event) Housing mix - too many “private lets” or “short term lets (Air BnB) classed as business so no council tax” and that this “breaks the community.” (In person event) 	<ul style="list-style-type: none"> Availability and affordable housing options (South) (Anti-Poverty/Ending Homelessness OIG) Maintenance of housing - insulated and energy efficient housing (ALL) (Anti-Poverty) Disadvantaged areas should be the focus of more green and community spaces (Central) (Sustainable City) Improvements to appearance/maintenance of neighbourhoods (Sustainable City Group) Anti social behaviour (adults) focus of tenants/in community (Central) (Community Justice Group) Improving community spirit/social integration/reduce isolation (ALL)
	Work & local economy 	<ul style="list-style-type: none"> Type and range of job opportunities available. Employment support, especially locally. Opportunities for those with a criminal record, or by providing 	<ul style="list-style-type: none"> Encouraging sponsorship, investment, and incentives, such as “lower rent to fill [empty] shops” and providing “competitive rents and rates for business” and encouraging “business start-ups.” 	<ul style="list-style-type: none"> Increasing type and range of job opportunities offered would improve the local economy and make areas less “run down and economically underdeveloped” so too would “having enough well paid work roles in the 	<ul style="list-style-type: none"> Type and range of job opportunities available (North and Central) (Aberdeen Prospers) Volunteering opportunities (North) (Aberdeen Prospers/Resilient Included and Supported)

	<p>“more help for people with disabilities” or providing “job clubs for young school leavers [with] help to do CV’s and apply for jobs.”</p> <ul style="list-style-type: none"> • Volunteering opportunities and also communication around volunteering opportunities. 	<ul style="list-style-type: none"> • Employment support and training especially for retraining and skills development. 	<p>community for those who want to progress.”</p> <ul style="list-style-type: none"> • Employment support and training opportunities for finding meaningful work, providing “more access to apprenticeships” having “more training centres” and there being “more funding for training.” • Support to set up new businesses, such as providing “cheaper rates” and “refilling empty buildings.” • Improvements to the ‘look’ of the place was suggested as these were impacting on the local economy as “boarded up shops and buildings look unattractive and the make the city look run down.”(In person) 	<ul style="list-style-type: none"> • Training especially for retraining and skills development (South and Central) (Aberdeen Prospers) • Empty buildings and incentives(South and Central) (Aberdeen Prospers) <p><u>Other comments align to Aberdeen Prospers projects.</u></p>
<p>Facilities and services</p> 	<ul style="list-style-type: none"> • Increases to health services. Comments included “it’s all bad. GP’s - I cannot get an appointment” and a need for “more doctors, more surgeries.” • Increases and improvements to publicly funded services and facilities including libraries and leisure facilities • Improvements to support services, such as those to help the homeless, young people and families 	<ul style="list-style-type: none"> • Improvements and increases to public services, including reopening closed services, such as libraries (e.g. Cults Library), schools, and “more sports facilities for kids and adults” and increasing “outdoor, free low cost sport facilities.” • Encouraging investment and incentives for businesses to open locally. • Improvements to community health services and support services, such as those to help the homeless, elders and young people. Accessibility to GPs being problematic both in terms of getting an appointment but also with challenges in travelling to GP surgeries on public transport. 	<ul style="list-style-type: none"> • Improvements and increases to publicly funded services, particularly libraries. “Keep community centres open” and extend community centre provision, was key. • Improvements to, and increased funding for, support services, such as food banks and services to help the vulnerable and elderly. “support services are not communicated well enough so people don’t know what is available to them” • Providing better and easier ways of communicating with Council staff. • Improvements and increases to health services. Comments included being “unable to get registered at doctors - tried three times but full”(In person event) • Increasing access to and the provision of shops, including food shops was also stated, as there was “no big supermarkets in the community [and] mini versions can be expensive.” (In person event). 	<ul style="list-style-type: none"> • Increases/improvements to health and community health services (north and south) (Resilient Included and Supported) • Improvements and increases to publicly funded services, particularly libraries (ALL) (All OIGs) • Services to support homeless people (North and South) (New Ending Homeless OIG) • Improvements to, and increased funding for, support services, such as food banks and services to help the vulnerable and elderly. (Central) (Anti Poverty Group) • Access to affordable food (Central) (Anti Poverty Group) <p><u>Other comments align to Aberdeen Prospers projects.</u></p>

<p>Feeling safe</p> 	<ul style="list-style-type: none"> • Maintenance of streets and spaces, including improving lighting as “street lighting inefficient and often not working, needs to be fixed sooner”, as well as there being less graffiti and litter. • Action on anti-social behaviour and crime was also frequently stated and akin to this, was the desire for an increase in police visibility and response including “local police patrolling.” • Use of measures, such as speed cameras, to reduce speeding. 	<ul style="list-style-type: none"> • Action on anti-social behaviour and crime to improve safety by providing “more education and enforcement of offences such as public order offences and dangerous driving” with suggestions of “more frequent City Warden patrols as a preventative method to reduce traffic offences and youth disturbances” as well as having “regular visible presence of police on the beat.” • Improving the maintenance of streets and spaces, included improving lighting, maintenance of pavements and ensuring less litter. 	<ul style="list-style-type: none"> • Improving the City Centre which “feels really unsafe” • Action on anti-social behaviour and crime in the city centre by having a “more visible police presence to deal with drug dealers” and curtailing loitering and street drinking. • Use of measures, such as speed cameras, to reduce speeding as “traffic does not always adhere to speed limit.” • Maintenance of streets and spaces, improving and providing better lighting “at night” as well reducing graffiti, litter and there being “less derelict and boarded up shops and buildings.” 	<p>Community Safety/anti-social behaviour - adults (ALL) (Community Justice Group)</p> <ul style="list-style-type: none"> • Maintenance of streets and spaces – lighting/graffiti (ALL) (Sustainable City Group) • Traffic offences/reduction in speeding (ALL) (Community Justice Group)
<p>Identity and belonging</p> 	<ul style="list-style-type: none"> • Improving social cohesion, and more activities and opportunities to improve and encourage a sense of community. 	<ul style="list-style-type: none"> • Improving social cohesion with more activities and opportunities to improve engagement and participation for different groups. • More community spaces to meet. 	<ul style="list-style-type: none"> • Improving social cohesion with more activities and opportunities to improve and encourage a sense of community were suggested, including “more information on what’s on locally - community webpage on ACC that is edited and updated regularly” and more local and voluntary groups. • Having “funding for community projects and services” with “security in ways of funding services” would reduce stress and uncertainty for residents reliant on such support services. 	<ul style="list-style-type: none"> • Improving social cohesion (Community Justice Group/Resilient Included and Supported)
<p>Social interaction</p> 	<ul style="list-style-type: none"> • Improvements to communication and promotion about activities, events and services to let “people know what support is available more” and to increase awareness as “don’t know much about what’s on offer in our area. Maybe more info on social media.” • Increasing the number of places and opportunities to meet and socialise with “more free 	<ul style="list-style-type: none"> • Improvements to communication and promotion about activities, events and services was suggested to increase awareness of “events happening in the city - esp. local festivals, and how to get involved.” • Increasing spaces for social interaction, and investment in venues and facilities was suggested, so too was reopening services previously closed, such as Cults Library, so as to benefit the community. 	<ul style="list-style-type: none"> • Increasing the number of places and opportunities to meet and socialise particularly around opening up a community centre, reinstating services that have “closed without proper consultation. Please open the libraries again” • Increasing opportunities for children “[as there is] not enough clubs/sports for kids.” • Improvements to communication and promotion of activities, events and services was suggested via “community 	<ul style="list-style-type: none"> • Social Interaction - increasing the number of places and opportunities to meet and socialise (e.g. range of activities and timings of these) and awareness/communication of activities/events (under 50 gap) (Resilient Included and Supported)

	<p>activities to get people together.”</p> <ul style="list-style-type: none"> • Extending the range of activities and services was suggested, particularly the timings of activities, so that these could fit in better for those employed and/or shift workers. 		<p>information points” and ACC making it “easier to find out what is happening.”</p> <ul style="list-style-type: none"> • Extending the range of activities, services and timings was suggested as an improvement, including “allowing the Community Centre to open every evening, allowing evening classes to be re-established.” 	
<p>Play and recreation</p> 	<ul style="list-style-type: none"> • Keeping existing facilities open and/or reinstating recently closed facilities (such as Bucksburn swimming pool, leisure centres and community centres). • Increasing activities for children and young people to provide “more year-round organised activities for youngsters” and have spaces for children and young people, as well as “more activities for teenagers and young adults as there is nothing for them.” • Accessibility of where activities are held. • Increasing the number and type of activities and events for different age ranges, in different spaces. For examples, “hold events in the park”, and have “more outdoor events [as] the present one was amazing.” (In person). 	<ul style="list-style-type: none"> • Increasing activities for children and young people to “provide more free/low cost facilities for youths.” • Accessibility, availability and investment of activities – where they are held and for whom, particularly around having more activities for adults in the community. • Improvements to communication and information about activities. 	<ul style="list-style-type: none"> • Improving and maintaining play parks, play areas and outdoor spaces. • Improving the upkeep of existing facilities and/or reinstating closed facilities (such as swimming pools) and public conveniences was identified. • Accessibility of where activities are held and increasing the activities that are available, was also suggested, for example by having “more exhibitions”, “a dog park” “exercise classes for elderly” and an “outdoor gym.” 	<ul style="list-style-type: none"> • Accessibility, availability and awareness of activities for all, particularly for adults (ALL) (Resilient Included and Supported) • Maintenance/upkeep of play parks/outdoor space (Sustainable City Group) • Upkeep/retaining existing facilities/reinstating facilities (ALL) (All OIGs) <p><u>All other comments/ideas align to projects under Children’s Services re provision of activities.</u></p>
<p>Moving around</p> 	<ul style="list-style-type: none"> • Improved maintenance of pavements with repairs needed to surfaces, less obstructions including “less bins on pavements, hard to move freely with buggy, or wheelchair” and more cleaning as “dogs mess 	<ul style="list-style-type: none"> • Increasing and improving cycle routes “which do not end abruptly and [have] cycle lanes which are more safe” and providing “proper signs to direct cyclists and markings to indicate where cycle routes end - they sometimes just become pavements without warning.” 	<ul style="list-style-type: none"> • Improving maintenance of pavements with repairs needed to surfaces and more litter bins and cleaning as “lack of bins leading to rubbish and glass everywhere” and “dog mess everywhere” with leaves and “wheelie bins being left on pavements never put away,” creating additional hazards. 	<p><u>All comments align to projects under Sustainable City Group.</u></p>

	<p>needs addressed”, so too litter and leaves.</p> <ul style="list-style-type: none"> • Repairs and improvements to roads, including fixing potholes, drains and surfaces was stated. • Improvements to public transport, particularly increasing bus routes and the frequency of bus services. 	<ul style="list-style-type: none"> • Increasing walking routes with more connections between them e.g. “footpaths that connect my area Cove to Marywell and on to Portlethen (Aberdeenshire).” • Improved maintenance of pavements with repairs needed to surfaces, gritting, leaves cleared and “maintenance [of] overhanging trees and better general upkeep” as well as installing dropped kerbs and handrails. • Improvements to roads and increasing pedestrian crossings was stated. • More dropped kerbs so that wheelchair users, users of mobility scooters and those with prams can move more freely. (In person event) • Improvements and increases to gritting during winter, and more cleaning as “pavements are never cleared - rubbish & leaves [makes them] slippery” and the provision of “more dog bins and more emptying” required. (In person event) 	<ul style="list-style-type: none"> • Increasing and improving cycle infrastructure, including installing more cycle lanes, increasing connectivity of existing cycle lanes, and “cycle parking throughout the city.” • Repairs to roads, including fixing potholes, drains, improvements to road surfaces, lighting and better road markings. 	
<p>Public transport</p> 	<ul style="list-style-type: none"> • Frequency and reliability of services. • Increase to routes and timings “more routes to different places without having to go into the city centre to change” and “buses that go across the city rather than having to go through union street area.” • Increasing the times of service with “more public transport for evenings and late nights” • Cheaper public transport fares. 	<ul style="list-style-type: none"> • Frequency and reliability of public transport services. • Increase to bus timings, with “more frequent services in evening, or at night.” • Creating “more diverse routes as there are not enough links between areas of Aberdeen.” cheaper public transport fares. 	<ul style="list-style-type: none"> • Affordability of public transport. Public transport should be more affordable as it “costs £5 for a ticket [so] cheaper using car” and that “tickets are so expensive.” • Good frequency and reliability of services, with “more reliable bus timings/ accessible routes. Needed [as have] to catch 2x buses because one of the routes was removed and can take up to 2hrs to get to hospital appointments (car journey would be 20min)” and “more buses coming more frequently, especially at peak times.” • Expanding the times of service with an “increase [to] Sunday services” and better co-ordination with other public transport. 	<ul style="list-style-type: none"> • Affordability of public transport - transport poverty (ALL) (Anti Poverty/Sustainable City) <p><u>All other comments relating frequency/timing and reliability of public transport align to the proposed new aim to reduce car miles. (Sustainable City)</u></p>

<p>Traffic and parking</p> 	<ul style="list-style-type: none"> • Improvements to car parking (including safer car parking, improvements to lighting and signage) e.g. “ensure there are sufficient safe and clean car parking facilities across the city.” • Increasing enforcement, particularly related to illegal parking on pavements and getting “cyclists OFF pavements.” • Making car parking cheaper and removing bus gates as they are “ridiculous and discouraging people from [the] city centre.” • Measures to reduce speeding. (In person event) 	<ul style="list-style-type: none"> • Increase enforcement and penalties, particularly for speeding, e.g “zero tolerance for speeding on main roads, "short cuts" and 20mph areas.” And “I don’t see much policing or traffic wardens in our area, and there is a lot of speeding.” • Improve illegal parking to reduce obstructions on pavements. Improvements to car park and maintenance of car parking meters, as well making car parking cheaper. 	<ul style="list-style-type: none"> • Reducing car use as there is too much traffic and congestion was stated with “traffic [being] still bad and slow.” • Increasing measures to stop illegal parking and obstructions was suggested as “pavement parking makes walking and wheeling difficult” and “vehicles park wherever they like.” • Making car parking cheaper as “parking in city centre is expensive” and removing bus gates as they are “causing more congestion resulting in more emissions on detours to avoid bus gates”. 	<ul style="list-style-type: none"> • Availability and cost of car parking, particularly in the city centre (ALL) (Sustainable City) • Enforcement of illegal, parking, obstructions and speeding offences (North and South) (Community Justice Group/Sustainable City)
<p>Streets and spaces</p> 	<ul style="list-style-type: none"> • Maintenance and upkeep of streets and spaces with comments including “Aberdeen streets are in a poor state of repair” and “grass areas are a mess and not kept clear.” • Poor lighting, poor draining and flooding. 	<ul style="list-style-type: none"> • Maintenance and upkeep of streets and green and blue spaces, with comments including “Tidy some of the areas up – beachfront. It doesn't need to be a big bang development, just less scruffy!” Improvements to lighting, mending road and pavement surfaces cleanliness of spaces. • Improvements were suggested to enhance the ‘look’ of spaces, including having “more greenery and gardens” including “planting more trees” and “make areas to sit and visit outdoors” and the provision of more public conveniences. (In person event) • Increasing the provision of litter bins to “solve the litter problem - more bins, bigger bins in high frequency areas, and more frequent emptying.” 	<ul style="list-style-type: none"> • Maintenance of streets and shared spaces. For example, specific places were suggested that needed improvements e.g. “sort out Union street. It’s desperate!” as well as improvements to footpaths, lighting, cleaning, particularly in “cleaning up after your dog crap.” • Having “fewer run down and derelict buildings and shops.” • Enhancing the ‘look’ of spaces and increasing the number of green spaces available by having “more trees lining the streets [to] help air quality”, increasing “spaces for community gardening or growing,” as well as improving the number of playing areas for kids and young people.” 	<ul style="list-style-type: none"> • Maintenance and upkeep of streets (e.g. footpaths, lighting, dog poo) and look of spaces (planting, trees) (ALL) (Sustainable City Group) • Increasing number of green spaces available Sustainable City Group) • Run down/derelict building (Aberdeen Prospers)
<p>Natural space</p>	<ul style="list-style-type: none"> • Maintenance of green and blue spaces, with regards to the “upkeep of the paths [with] better maintenance - all year round - poor under foot in 	<ul style="list-style-type: none"> • Improvements related to increasing the number of green spaces and maintaining current green spaces, particularly those at threat of development (St Fittick’s). 	<ul style="list-style-type: none"> • Improvements to the maintenance of green and blue spaces • increasing cleanliness by providing “more bins for refuse and dog poo and emptying regularly in the 	<ul style="list-style-type: none"> • Accessibility to and increasing number of green spaces available (ALL) (Sustainable City Group)



winter and over grown in the summer.”

- Improve cleanliness of spaces with “litter and bins emptied more often at public parks,” increasing the number of litter bins, as well as being “more strict on dog owners that don't clean up after their dogs” which suggested a high level of importance placed on these aspects for respondents.
- Increasing the number of green spaces available and improving the ‘look’ of natural spaces by including more seating and increasing the provision of public conveniences.

- The upkeep, maintenance and cleanliness of green spaces was important “stop dog owners from leaving a mess” and “have more recycling bins rather than just rubbish only bins.”
- Improving access to green and blue spaces was suggested e.g. through “restoring informal footpaths that have become overgrown” and increasing “promotion of green space and its benefits.”

summer/spring months,” as well as providing better signage, lighting and seating.

- Enhancing the ‘look’ of spaces and increasing the number of green spaces available. Having “some park space for the growing of wild flowers” and “more allotments and options for food growing” and “areas of wild planting, community growing and gardening” were stated.
- Enhancing accessibility to green and blue spaces was highlighted either by improving public transport or through improvements to the physical infrastructure of such places.

Care & maintenance



- Enhancing public spaces, including improving the upkeep of trees, hedges and grassy verges as “overgrown hedges/trees are impeding public pavements/footpaths. Needs more remedial action” alongside litter and rubbish removed.
- Improvements to pavements and roads.

- Enhancing public spaces, particularly pavements including repairs to surfaces, “better tree management” and “keeping green spaces tidy.”
- Roads, particularly unblocking drains and ensuring fallen leaves don't impede drainage and risk flooding.

- Enhancing public spaces, as “some places are neglected” including improving the upkeep of “road gutters and verges overgrown.”
- Ensuring pavements and roads are better maintained.
- More and better public conveniences required.
- Improved recycling services.






- Enhancing public spaces, - trees, hedges, gutters, drains, fallen leaves (ALL) **(Sustainable City Group)**
- Ensuring pavements and roads are better maintained (ALL). **(Sustainable City Group)**
- More and better public conveniences required **(Sustainable City Group)**




Influence and sense of control




- More opportunities to get involved in decision making and ways of knowing “where to raise my voice for my community” and “being invited to consultations on things that matter to me in my area before any decisions have been made”
- Improving and increasing awareness of community meetings and access to elected officials.
- Listening and responding to community concerns with suggestions that the Council should “hear us out and hear our issues” as well as “making it easier to contact the council with concerns and talk to someone.”
- Having more opportunities to get involved in decision making and consult communities more. Increasing opportunities, as well as information and awareness about consultation opportunities with “more publicity for public consultations like this survey! I feel any consultations are not widely publicised nor in a decent time in advance to capture a wide range of views.”
- Improving feedback from consultations to communities could help communities better understand “the good reasons why suggestions cannot be carried through.”
- Listening and responding to community concerns with suggestions that the Council are “bad at consulting [the] community” and that the “Council [should] consult before decisions are made, rather than after.” There was strong sentiment that “nobody actually listens to the residents.”
- Improvements are needed when issues are reported with “more action, less talk” and for issues to be rectified properly and “dealt with but then they just happen over and over again e.g. litter, fly tipping and antisocial behaviour.”
- Awareness of opportunities to get involved in decision making and feedback (ALL) **(Community Empowerment Group)**

TOP THINGS THAT ARE GOOD NOW PER THEME

Here are the summarised top areas that respondents to the online engagement said were 'good now' about Aberdeen and their community now.

	Theme	'Good' Now		
		North	South	Central
ECONOMY	Housing & community 	<ul style="list-style-type: none"> Range of housing available. Good community with good neighbours, and has a good community spirit. 	<ul style="list-style-type: none"> How nice and well-kept the neighbourhood was with a "nice mix" of people, a good range of housing available and "with reasonable local facilities." 	<ul style="list-style-type: none"> Range of housing available, The type of housing available e.g. "good mix of council houses/flats" and "lots of new builds including social housing." good community with "decent community spirit" and neighbours of "different ages and backgrounds and ethnicity."
	Work & local economy 	<ul style="list-style-type: none"> Training opportunities, volunteering opportunities and availability of jobs was good. 	<ul style="list-style-type: none"> Good opportunities and availability of jobs. Options for "training and education [are] currently well provided" and opportunities for volunteering were plentiful. 	<ul style="list-style-type: none"> A "good amount of work available" and a sense that "the economy is growing again" with local businesses and independents opening. Good range of retail services available, so too, volunteering opportunities.
PEOPLE	Facilities and services 	<ul style="list-style-type: none"> Good provision of shops. Support services were good with a range of services available and "always a facility to meet someone's needs," such as food banks, child services and addiction support provided as examples. Publicly funded facilities, such as libraries and community centres. 	<ul style="list-style-type: none"> Good provision and access "to all services needed in neighbourhood" with local provision of shops and services being good and easy to access. Support services, with a range of services available. 	<ul style="list-style-type: none"> Good access to, and provision of services including, shops and local amenities. Publicly funded facilities, such as libraries, community centres and health care "library and community campus [being] an excellent place for the community." Support services with a range of services available for the elderly and the vulnerable.
	Feeling safe 	<ul style="list-style-type: none"> Respondents felt safe in their own neighbourhood and in Aberdeen more generally. The main reasons for feeling safe were that "crime is low in my area", there was a police presence and good lighting. 	<ul style="list-style-type: none"> Respondents felt safe in their own neighbourhood and Aberdeen itself. The main reasons for feeling safe was that their place is "reasonably crime free", with little violent crime and that streets were safe with good lighting. 	<ul style="list-style-type: none"> Respondents felt safe in their own neighbourhood and in Aberdeen more generally. The main reasons for feeling safe were "good street lighting" and "good visibility of policing."
	Identity and belonging 	<ul style="list-style-type: none"> Friendly, helpful and good neighbours. Secondly, feeling part of the community and thirdly, having good access to a range of activities and things to do was considered important. 	<ul style="list-style-type: none"> The area was a safe, desirable place to live, with nice people and a good sense of community. People were welcoming to newcomers and there was a "mixed population which seems to live in harmony" 	<ul style="list-style-type: none"> Having friendly, helpful and good neighbours with most people being "welcoming and tolerant." Secondly, feeling part of a community that has a good community spirit. Thirdly, having strong, supportive services, such as community centres, churches, voluntary sector.

PLACE			<ul style="list-style-type: none"> Feeling part of the community and thirdly, there was a high level of pride about the area. 	
	Social interaction 	<ul style="list-style-type: none"> Good facilities, particularly a local community centre, that provides opportunities for social interaction, and “makes everyone feel welcomed and support [is] always available if needed.” A range of other meeting places and activities, including pubs and clubs. 	<ul style="list-style-type: none"> Good facilities and activities available for social interaction, including a local community centre, library, local clubs, shops and other places providing opportunities for socialising. A local magazine advertising local events and activities. 	<ul style="list-style-type: none"> Good facilities and “always somewhere for me to meet friends” including cafes, social clubs, community growing/green groups and the beach. A local community centre and other public spaces, such as libraries, provided opportunities for social interaction.
	Play and recreation 	<ul style="list-style-type: none"> Availability of play areas and play parks was good with “some good parks and play areas” for children stated most frequently. Parks and outdoor spaces. Community centres. 	<ul style="list-style-type: none"> The availability of parks and play parks The range of recreation places and spaces, including sports facilities, cultural spaces, such as art galleries and cinemas. 	<ul style="list-style-type: none"> Parks and outdoor spaces, and parks being “well looked after.” Availability of play areas and play parks, and cultural activities, such as theatres, cinemas, music venues and libraries.
	Moving around 	<ul style="list-style-type: none"> Suitability and availability of good paths for walking. Good routes for cycling. Good public transport, especially bus services with “plenty of buses,” making it easy to get around. 	<ul style="list-style-type: none"> Suitability and availability of good paths for walking. Good public transport and transport links, especially frequent bus services. 	<ul style="list-style-type: none"> Frequency and reliability of public transport, especially bus services, with good routes available. Suitability and availability of good paths for walking with amenities close by. Routes for cycling and improved pedestrianisation and reductions in congestion.
	Public transport 	<ul style="list-style-type: none"> The frequency and reliability of bus services. Good choice of services, and plentiful bus stops for accessing different bus routes. 	<ul style="list-style-type: none"> The frequency and reliability of bus services. Accessibility of the bus services, and the cleanliness and good upkeep of buses. 	<ul style="list-style-type: none"> Frequency and reliability of bus services were highlighted as good. Good service, well maintained with clean buses, greener buses, and good routes. “traffic management has prioritised buses and made them a more attractive option.”
	Traffic and parking 	<ul style="list-style-type: none"> Decent provision of parking spaces, parking being well signposted, and alternative options for more environmentally friendly travel, including car clubs and park and ride available. 	<ul style="list-style-type: none"> Decent provision and availability of car parking spaces, less congestion as a result of taking cars out of the city centre, as well as there being good access to the City. 	<ul style="list-style-type: none"> Being able to get around easily by car in Aberdeen, that there is decent provision of parking spaces, and being able to easily park near home.
Streets and spaces 	<ul style="list-style-type: none"> How good the parks across Aberdeen are. The number of, and maintenance of older and/or historic buildings “Aberdeen has many historic and interesting buildings.” Access to, and maintenance of, green and blue spaces. 	<ul style="list-style-type: none"> How well maintained and attractive streets and spaces are in Aberdeen with clean and well maintained streets and some “great quality spaces around the city - Union Terrace Gardens, Duthie Park, Hazlehead Park.” 	<ul style="list-style-type: none"> Good access to, and availability of, green and blue spaces. The regenerated ‘look’ and attractiveness of Aberdeen including “older public buildings are impressive” and “Marischal college area attractive.” 	

COMMUNITY EMPOWERMENT			<ul style="list-style-type: none"> • Good access to green and blue spaces and the quality of parks across Aberdeen. 	
	Natural space 	<ul style="list-style-type: none"> • Good access to, and availability of, green and blue spaces was most commonly stated with specific places mentioned such as parks, the beach, Union Terrace gardens and riverside walks. 	<ul style="list-style-type: none"> • Good access to, and availability of, green and blue spaces was most commonly stated with specific places mentioned such as parks (Duthie, St Fittick's, Allan), local green and blue areas including nature walks, river walks and access to the coast. 	<ul style="list-style-type: none"> • Good access to, and availability of, green and blue spaces was most commonly stated, such as parks, the beach, river walks and Union Terrace gardens.
	Care & maintenance 	<ul style="list-style-type: none"> • Maintenance of public spaces. • Maintenance and upkeep of green spaces, particularly parks. • Maintenance of buildings, including homes and upkeep of shared spaces e.g. "regular cleaning of stairwells" and as well as public buildings. 	<ul style="list-style-type: none"> • Care and maintenance of public spaces and green spaces. • "Good and really well run facilities and services" such as recycling. 	<ul style="list-style-type: none"> • Maintenance of public spaces, including "streets kept clean from litter by [the] council. Bins emptied reliably by friendly workers from [the] Council." • Maintenance of buildings, including homes and the upkeep of shared spaces and good recycling availability.
Influence and sense of control 	<ul style="list-style-type: none"> • Good awareness of, and access to Council Officers and elected Officials. • Positive community participation and engagement was also suggested via community groups, community centres and volunteer groups. 	<ul style="list-style-type: none"> • Community councils were considered positive and active and "take comments on board and transmit to ACC". • Local councillors were accessible and available. 	<ul style="list-style-type: none"> • Good awareness of, and access to Council Officers and elected Officials. • Positive community participation and engagement was also suggested via community groups, community centres and volunteer groups. • Taking part in the LOIP consultation was also a good aspect. 	

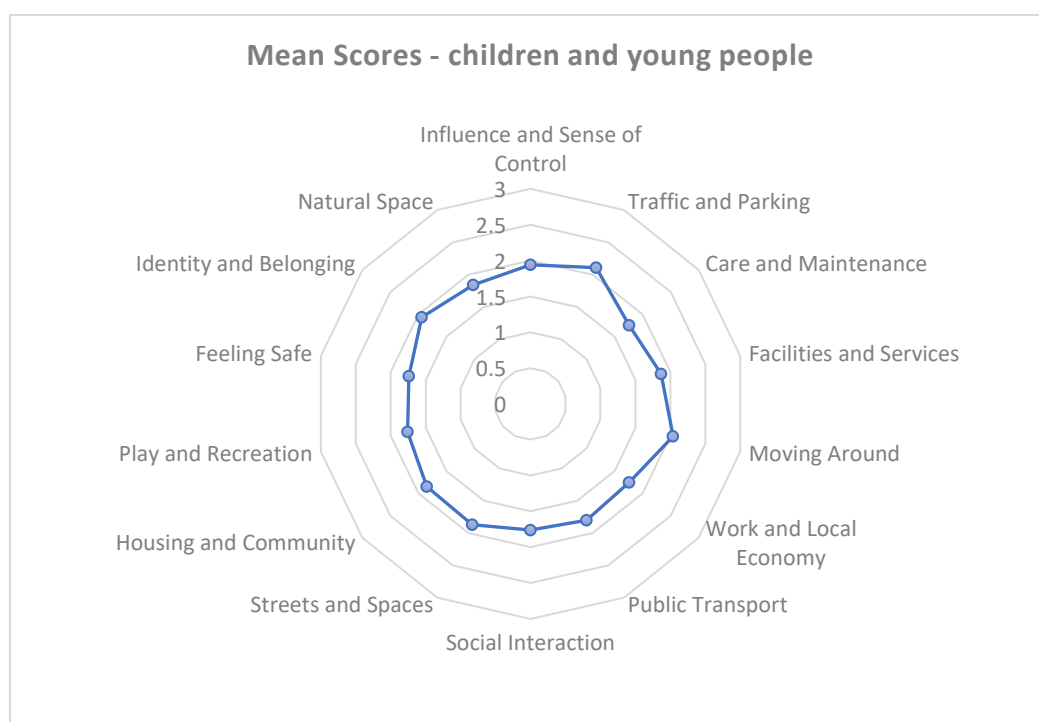
WHAT OUR CHILDREN AND YOUNG PEOPLE SAID

Through our survey for children and young people, we asked about the same 14 themes, however rather than a 7 point scale, this survey had a 3 point scale:




- 1 – Not good (needs improving)
- 2 – Okay (some improvement needed)
- 3 – Great (it's good or as good as can be)












We had 106 responses. The most common response for all themes was 'Okay' with at least half of all respondents choosing this option for all of the themes. Comparing other responses, for almost all of the themes a higher proportion of respondents choose 'Not Good' for each themes.

The exceptions to this were **Natural Space** and **Public Transport** – these also had the highest proportion of respondents (25.7% and 23.9% respectively) who chose 'Great'. The themes with the highest proportion of 'Not Good' responses were **Facilities and Services** (35.2%), **Play and Recreation** (34.7%) and **Care and Maintenance** (33.7%) which each had over a third of respondents choosing this option. The chart below show a comparison of responses to 'Not Good' and 'Great'.



Participants were also asked two additional questions to capture, from a list of choices, what they felt were positive aspects of their place and what they felt could be improved.

	Theme	What is good now?	What would make it better?
Economy	Care and maintenance 	<ul style="list-style-type: none"> • Places to recycle (22.6%) • None of this (19.8%) • Clean and tidy (14.2%) 	<ul style="list-style-type: none"> • Less dog poo (33%) • Less things left unfixed (31.1%) • Less vandalism (24.5%)
	Housing & community 	<ul style="list-style-type: none"> • Green gardens (23.6%) • Houses that feel like a home (22.6%) • Homes that look good (21.7%) 	<ul style="list-style-type: none"> • Green gardens (19.8%) • Homes that look good (18.9%) • Homes that feel like a home (14.2%)
	Work & local economy 	<ul style="list-style-type: none"> • Volunteering (20.8%) • Jobs for my family (17.9%) • Jobs nearby (14.2%) 	<ul style="list-style-type: none"> • Training to learn new things (29.3%) • Jobs nearby (27.4%) • Jobs for my family (17%)

Place	Facilities and services 	<ul style="list-style-type: none"> • Good shops (22.6%) • School (22.6%) • Doctors (12.3%) 	<ul style="list-style-type: none"> • Clubs (22.6%) • Doctors (20.8%) • School (16%)
	Feeling safe 	<ul style="list-style-type: none"> • Feeling safe during the day (38.7%) • Lighting (16%) • Play spaces (15.1%) 	<ul style="list-style-type: none"> • Less anti-social behaviour (34%) • Feeling safe at night (32.1%) • Brighter/more lighting (22.6%)
	Identity and belonging 	<ul style="list-style-type: none"> • Food (18.9%) • The people (17.9%) • Local museums (14.2%) 	<ul style="list-style-type: none"> • Festivals (29.3%) • Music (16%) • Culture (15.1%)
	Social interaction 	<ul style="list-style-type: none"> • There are child friendly spaces (30.2%) • Meeting friends (19.8%) • Cafes (17%) 	<ul style="list-style-type: none"> • Places to hang out (29.3%) • Child friendly spaces (24.5%) • Places to meet friends (23.6%)
	Play and recreation 	<ul style="list-style-type: none"> • Play parks (29.3%) • Easy to find spaces (19.8%) • Making your own fun (19.8%) 	<ul style="list-style-type: none"> • Mix of activities (32.1%) • Sports areas (30.2%) • Organised fun stuff (27.4%)
	Streets and spaces 	<ul style="list-style-type: none"> • Public gardens (34.9%) • Art work (21.7%) • Special buildings (18.9%) 	<ul style="list-style-type: none"> • Less uneven surfaces (30.2%) • Less dull places (28.3%) • Public gardens (24.5%)
	Natural space 	<ul style="list-style-type: none"> • Parks (38.7%) • Trees (34%) • Woods (32.1%) 	<ul style="list-style-type: none"> • Better parks (44.3%) • Welcome animals (34%) • More trees (24.5%)
	Moving around 	<ul style="list-style-type: none"> • Plants and nature (16%) • Interesting walking and wheeling routes (15.1) • Signs to find your way (14.2%) 	<ul style="list-style-type: none"> • Bright lighting (22.6%) • Feeling safe (19.8%) • Interesting walking and wheeling routes (15.1%)
	Public transport 	<ul style="list-style-type: none"> • Free bus travel (33%) • Stops or stations nearby (21.7%) • Travel apps (11.3%) 	<ul style="list-style-type: none"> • Reduced cost of buses for the adults in my life (24.5%) • Timetable information (19.8%) • Shelter from the weather (17.9%)
	Traffic and parking 	<ul style="list-style-type: none"> • Places to cross (18.9%) • Quiet streets (16%) • None of these (13.2%) 	<ul style="list-style-type: none"> • Better places to cross (23.6%) • Less speeding (19.8%) • More bike lanes (17.9%)
	Influence and sense of control 	<ul style="list-style-type: none"> • Feeling included (21.7%) • None of these (21.7%) • My views are important (19.8%) 	<ul style="list-style-type: none"> • By making sure I am taken seriously (30.2%) • By making it easy to take part (26.4%) • By making sure I feel included (24.5%)

WHAT HAPPENS NEXT?

- Results analysed by our Outcome Improvement Groups, the Locality Empowerment Groups and Priority Neighbourhood Partnerships to support the development of the refreshed Local Outcome Improvement Plan and Locality Plans
- Stakeholder thematic sessions – Jan 2024
- Public consultation on draft Local Outcome Improvement Plan and Locality Plans – Feb/March 2024
- Final draft Local Outcome Improvement Plan and Locality Plans approved by CPA Board – April 2024
- Local Outcome Improvement Plan and Locality Plans approved and opportunities to get involved in improvement projects promoted – April 2024
- Keep up to date with the LOIP Refresh at www.communityplanningaberdeen.org.uk/loip-and-locality-plan-refresh

FOR FURTHER INFORMATION

- View Community Planning Aberdeen's full Local Outcome Improvement Plan and Locality Plans Refresh Engagement Report at www.communityplanningaberdeen.org.uk/loip-and-locality-plan-refresh
- Email the Community Planning Aberdeen Team at communityplanningaberdeen@aberdeencity.gov.uk